






# State of Arkansas Infrastructure Grant Roadmap

October 2023

# Contents

	Executive Summary	Pg. 3
	Strategic Pillars	Pg. 7
	Roadmap Program Summary	Pg. 12
	Roadmap Program Details	Pg. 22
	Appendices	Pg. 88



# Executive Summary

## Priority Areas



Creating a Portfolio of Reliable, Efficient, and Secure Energy Options – Strategic Funding Sources



Facilitating Statewide Economic Growth and Competitiveness



Keeping Communities Safe



Preparing the Infrastructure Workforce



Preservation and Promotion of the Natural State

Infrastructure investments can play an important role in supporting Governor Sanders' goals for economic growth and development throughout the state. With coordination across state departments and other partners, strategic grant opportunities – aligned with investment principles and state priority areas – can maximize and leverage the resources to realize results for all Arkansans.

The Infrastructure Investment and Jobs Act makes funding available for infrastructure projects. This funding is being delivered to states, local governments, and other recipients through over 350 individual programs being administered by over fifteen federal departments and agencies.

To capitalize on this opportunity for the benefit of Arkansans, the state has embarked on a process to understand the specific programs available and identify needs through interviews with state agencies. Additionally, a workshop was convened with state agency leaders to identify **statewide priorities** and determine **investment principles**. As a result of these activities, a roadmap of priority infrastructure grants has been identified.

The roadmap includes 80 grant opportunities that reflect a wide range of infrastructure categories, including transportation, energy, water, broadband, cybersecurity and others. The identified programs are a combination of **formula** funds that are apportioned to states, as well as **discretionary** opportunities awarded based on an assessment of eligible applications submitted.

Collectively, the **80 programs** identified in this roadmap represent the potential for over **\$4.5B in projected funding** and up to **\$2.5B in additional discretionary funds** for which the state may compete. This document clearly denotes the timeline for applications, where applicable, and relevant information for each program. This document is intended to facilitate proactive coordination and planning by state agencies to capitalize on relevant opportunities.

## Investment Principles


- 1 MAXIMIZING REACH
- 2 FISCAL RESPONSIBILITY
- 3 IMPROVING CORE SERVICES
- 4 EXPANDING ACCESS AND CONNECTIVITY
- 5 DRIVING RURAL IMPACT

## Roadmap Overview

The purpose of the roadmap is to **identify the federal infrastructure grants** that may **benefit Arkansas** and contribute to one or more of the state's priorities.



The roadmap is the result of **interviews, research and analysis**, a workshop with agency staff, and analysis of state priorities.



The roadmap provides information on the **size, timing, agency coordination, and match funding requirements for 80 grants** that align with the priorities and investment principles of the state.



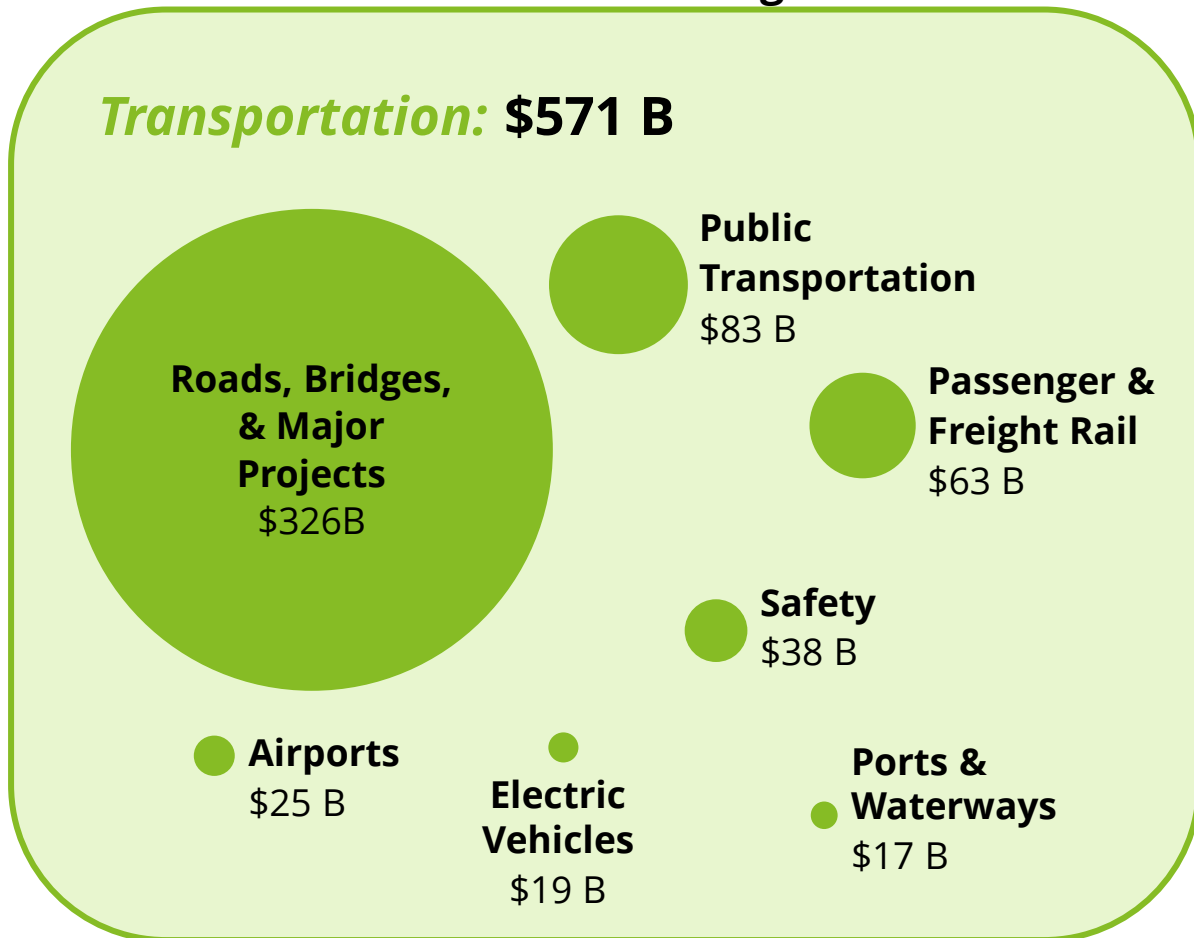
The roadmap's purpose is to enable **proactive planning** by agencies to **capitalize** on the infrastructure dollars available over the next four years.

# Infrastructure Funding Research Summary

The Infrastructure Investment and Jobs Act funding is centered on transportation-related programs while also making significant new investments in energy, water, broadband, and resilience programs. **Additional research can be found in Appendix A.**

## \$840B<sup>1</sup>

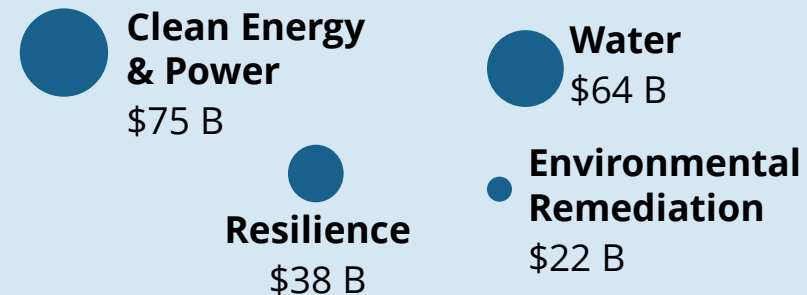
### Federal Funding



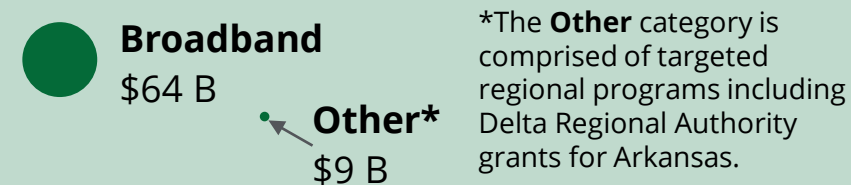
## 12

### Major Funding Areas

**Climate, Energy, & the Environment: \$169 B**



**Broadband & Other: \$73 B**



# Agency Interviews

Nineteen agency interviews were conducted to gather insight on state priorities and current grant application efforts. **Additional agency insights can be found in Appendix B.**

## AGENCIES INTERVIEWED



Agriculture



Commerce



Corrections



Education



Energy & Environment



Game & Fish



Governor's Office



Health



Human Services



Inspector General



Labor & Licensing



Military



Parks, Heritage & Tourism



Public Safety & Emergency Management



Public Service Commission



Transformation & Shared Services



Transportation



Veterans Affairs



Workforce Officer

## KEY TAKE-AWAY

*Coordination between agencies will be critical to the development of competitive applications that leverage expertise where it exists, while identifying and planning for needs across multiple agencies, to maximize funding opportunities..*

## OVERARCHING INSIGHTS



Some agencies identified staffing as a potential challenge to pursue, manage, and maintain compliance with infrastructure opportunities that could address their identified needs.




Agencies have effective processes for collaboration and outreach, and there is broad experience with grants generally, though experience with infrastructure grant application processes is concentrated in several departments.



Agencies were able to identify a wide range of operational enhancements that could be met in part through federal infrastructure programs, including agencies that do not typically operate with infrastructure programs.



Broadband, roads and bridges, (particularly in rural areas), facilities and vehicle upgrades, water, and workforce development were identified as common threads across multiple agencies.



# Strategic Pillars



## Priority Areas

The five priority areas below reflect analysis and feedback received from agencies about the state's priorities. They are used in the roadmap to align grant opportunities to broad statewide goals. **Additional information can be found in Appendix C.**



### Facilitating Statewide Economic Growth and Competitiveness

Growing and expanding the economy within Arkansas by increasing access to economic opportunities for communities, advancing transportation and commerce, and maintaining a resilient supply chain.<sup>1,2,3,4</sup>



### Keeping Communities Safe

Improving public and transportation safety provisions through promoting road and highway safety education and training programs, strengthening cybersecurity infrastructure, and making safety improvements to roads and bridges.<sup>5,6,7,8,9</sup>



### Preparing the Infrastructure Workforce

Scaling up the workforce needed for project delivery, promoting access to quality jobs, and developing a pipeline of talent across the state.<sup>10,11,12,13,14,15</sup>



### Preservation and Promotion of The Natural State

Celebrating the state's natural resources to develop, create, and sustain outdoor recreation, business, and employment opportunities through ecology initiatives, environmental resiliency projects, and proper water management practices.<sup>16,17,18</sup>



### Creating a Portfolio of Reliable, Efficient, and Secure Energy Options

Expanding efficient energy options available to Arkansans through resource development while maintaining a strong energy workforce and secure electric power grid that can withstand emergencies and severe weather.<sup>19,20</sup>

1: [Sanders Inaugural Address](#) 2: [Sanders Names New EDC Director](#) 3: [New Dept. of Commerce Secretary](#) 4: [Arkansas Economic Development Guide](#) 5: [Sanders' Public Safety Plan](#) 6: [Statement of Support for Safety Plan](#) 7: [Exec Order: Protect Communications](#) 8: [Exec Order: Emergency Support Plan](#) 9: [Executive Order: Implementation of emergency support functions](#) 10: [LEARNS Infographic](#) 11: [Myth vs. Fact: LEARNS](#) 12: [LEARNS Breakdown](#) 13: [Exec Order: Prioritize LEARNS](#) 14: [Exec Order: Workforce Cabinet](#) 15: [Executive Order: To limit government overreach, reduce red tape, and improve education](#) 16: [Natural State Advisory Council](#) 17: [Mike Mills: Natural State Initiative](#) 18: [Exec Order: Natural State Initiative](#) 19: [Energy Roundtable Readout](#) 20: [New E&E Secretary](#)





# Investment Principles

The five investment principles defined below reflect agency leaders' perspectives on the values and considerations that will guide infrastructure grant prioritization for the state. **Additional information can be found in Appendix D.**

## CORE INVESTMENT PRINCIPLES

---

1

**MAXIMIZING REACH** – Prioritizing opportunities that generate significant impact for many Arkansans

2

**FISCAL RESPONSIBILITY** – Evaluating programs based on match requirements, financial sustainability, and the frequency of recurring costs

3

**IMPROVING CORE SERVICES** – Improving quality of life by enhancing access to essential infrastructure (e.g., Water, Education, Public Safety, Electricity, Public Transportation)

4

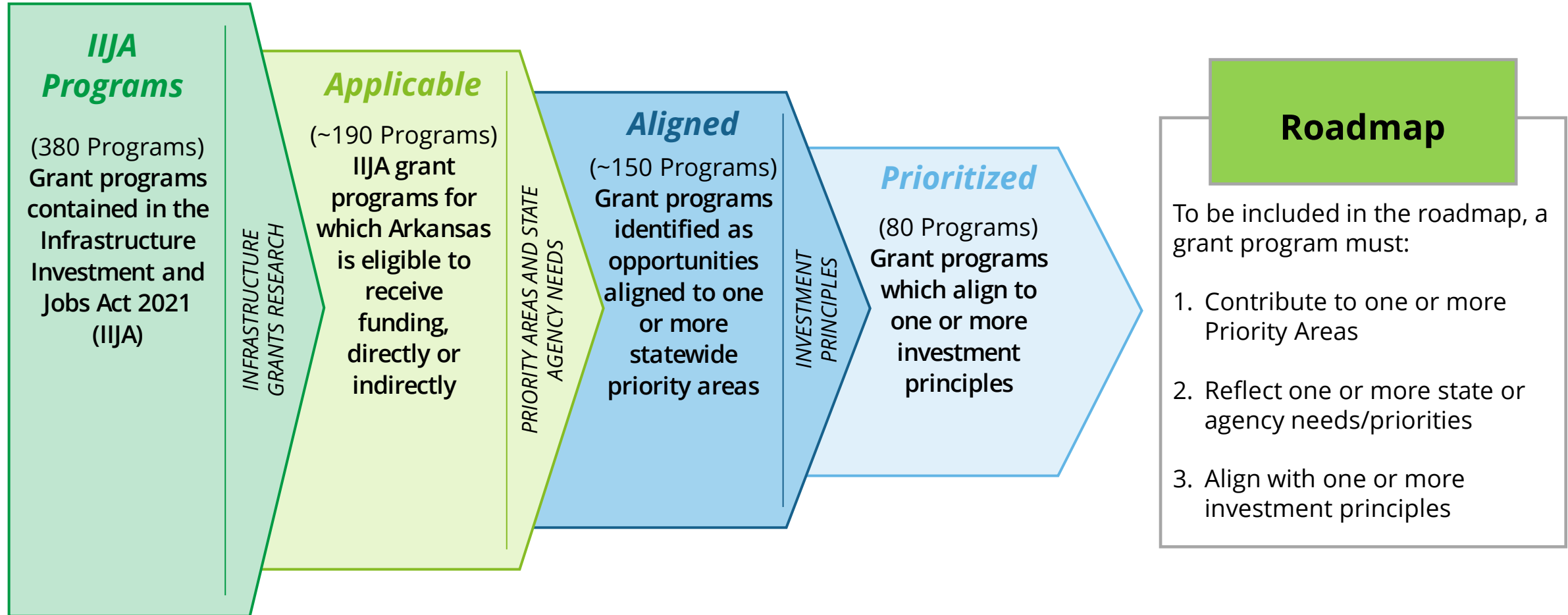
**EXPANDING ACCESS AND CONNECTIVITY** – Investing to strengthen transportation and digital networks, linking communities throughout the state

5

**DRIVING RURAL IMPACT** – Expanding the availability and quality of infrastructure in rural communities to support economic development and jobs

# Roadmap Prioritization Process

The following prioritization process was used to identify grant programs included in the roadmap.





# Roadmap Program Summary




## Program Count by Priority Area

Each priority area is divided into infrastructure categories that contain grant programs analogous in scope.

# 80

### Federal Funding Programs\*

#### Facilitating Statewide Economic Growth & Competitiveness



##### Roads and Bridges

4 Apportioned  
7 Discretionary



##### Public Transportation

2 Apportioned  
1 Discretionary



##### Supply Chain

1 Apportioned  
1 Discretionary



##### Broadband

3 Discretionary

#### Preservation & Promotion of the Natural State



##### Water Infrastructure and Management

6 Apportioned  
3 Discretionary



##### Resource Conversation

2 Apportioned  
3 Discretionary



##### Recreational Infrastructure

1 Discretionary



##### Pollution Prevention and Cleanup

1 Apportioned  
11 Discretionary

#### Preparing the Infrastructure Workforce



##### Job and Skills Training

1 Discretionary  
3 Additional



##### Workforce Education and Licensing

1 Discretionary  
3 Additional

#### Keeping Communities Safe



##### Transportation Safety

4 Apportioned  
3 Discretionary



##### Cyber, Communications, and Technologies

1 Discretionary  
1 Apportioned



##### Emergency Management

3 Discretionary



##### Vehicle Safety

1 Apportioned  
2 Discretionary

#### Creating a Portfolio of Reliable, Efficient, and Secure Energy Options



##### Diversified Energy and Power

3 Apportioned  
6 Discretionary



##### Electric Vehicles, Buses, and Ferries

1 Apportioned  
6 Discretionary



















##### Reducing Emissions

1 Apportioned

\* Six additional non-IIJA programs and set-asides are detailed in the Workforce section of Roadmap Program Details.

# Discretionary Grant Summary (1 of 4)

A summarized view of discretionary grants included in the roadmap, organized chronologically.

Grant Program	Priority Area <sup>1</sup>	Award Frequency	Anticipated Timing <sup>2</sup>	Total Funding Amount <sup>3</sup>	Potential Lead Agency(s)
Energy Efficiency Revolving Loan Fund Capitalization Grant Program		One-time	Spring 2023	\$250M	E&E
Regional Clean Hydrogen Hubs		One-time	Spring 2023	\$8B	Comm., E&E
Bridge Investment Program		Annual	Fall 2023	\$12.2B	ARDOT
Railroad Crossing Elimination Grants		Annual	Fall 2023	\$3B	ARDOT
Brownfields Assessment Grants		Annual	Fall 2023	\$175M	E&E
Brownfields Cleanup Grants		Annual	Fall 2023	\$300M	E&E
Brownfields Multipurpose Grants		Annual	Fall 2023	\$70M	E&E
Brownfields Revolving Loan Fund (RLF) Grants		Annual	Fall 2023	\$50M	E&E
Brownfields State and Tribal Response Programs		Annual	Fall 2023	\$300M	E&E
Building Resilient Infrastructure and Communities		Annual	Fall 2023	\$1B	DPS-ADEM
Pilot Program for Enhanced Mobility		Annual	Fall 2023	\$24.1M	ARDOT/DHS
Program Upgrading Our Electric Grid and Ensuring Reliability and Resiliency		Annual	Fall 2023	\$5B	DFA
Strengthening Mobility and Revolutionizing Transportation (SMART) Grants		Annual	Fall 2023	\$500M	ARDOT
Broadband Equity, Access, and Deployment		One-time	Winter 2024	\$42.5B	Comm.
Rehabilitation of High Hazard Potential Dams		Annual	Winter 2024	\$585M	Agri., AGFC
Ecosystem – Fish Passage		Annual	Winter 2024	\$200M	AGFC
















1. See slide 4 for Priority Area definitions and symbols legend.

2. Summer: July – Sept | Fall: Oct – Dec | Winter: Jan – Mar | Spring: Apr – June

3. Total national funding

## Discretionary Grant Summary (2 of 4)

A summarized view of discretionary grants included in the roadmap, organized chronologically.

Grant Program	Priority Area <sup>1</sup>	Award Frequency	Anticipated Timing <sup>2</sup>	Total Funding Amount <sup>3</sup>	Potential Lead Agency(s)
Local and Regional Project Assistance Grants (RAISE)		Annual	Winter 2024	\$7.5B	ARDOT
Port Infrastructure Development Program Grants		Annual	Winter 2024	\$2.25B	Comm.
Reduce, Reuse, Recycling Education and Outreach Grants		Annual	Winter 2024	\$75M	E&E
State Digital Equity Capacity Grant		Annual	Winter 2024	\$1.44B	Comm.
Technical Assistance to Brownfields Communities		Annual	Winter 2024	\$265M	E&E
Orphaned Well Site Plugging, Remediation, and Restoration		Annual	Winter 2024	\$4.7B	E&E
Commercial Motor Vehicles Operators Grant Program		Annual	Winter 2024	\$16.5M	DPS
Flood Mitigation Assistance Grants		Annual	Winter 2024	\$3.5B	Agri./DPS
High Priority Activities Program		Annual	Winter 2024	\$432.5M	ARDOT
Charging and Fueling Infrastructure Grants (Community Charging)		Annual	Spring 2024	\$1.25B	E&E
Charging and Fueling Infrastructure Grants (Corridor Charging)		Annual	Spring 2024	\$1.25B	E&E
Hazard Mitigation Revolving Loans / Safeguarding Tomorrow through Ongoing Risk Mitigation (STORM)		Annual	Spring 2024	\$500M	DPS
Low or No Emission (Bus) Grants		Annual	Spring 2024	\$5.6B	E&E/Corr.
Pollution Prevention Grants		Biennial	Spring 2024	\$100M	E&E
Preventing Outages and Enhancing the Resilience of the Electric Grid /Hazard Hardening		Annual	Spring 2024	\$5B	DFA

















1. See slide 4 for Priority Area definitions and symbols legend.

2. Summer: July – Sept | Fall: Oct – Dec | Winter: Jan – Mar | Spring: Apr – June

3. Total national funding

## Discretionary Grant Summary (3 of 4)

A summarized view of discretionary grants included in the roadmap, organized chronologically.

Grant Program	Priority Area <sup>1</sup>	Award Frequency	Anticipated Timing <sup>2</sup>	Total Funding Amount <sup>3</sup>	Potential Lead Agency(s)
Solid Waste Infrastructure for Recycling Grants		Annual	Spring 2024	\$275M	E&E
Earth Mapping Resources Initiative		Annual	Spring 2024	\$320M	E&E
Abandoned Mine Reclamation Fund		Annual	Spring 2024	\$11.3B	E&E
Battery Manufacturing and Recycling Grants		Annual	Summer 2024	\$3B	Comm., E&E
Battery Materials Processing Grants		Annual	Summer 2024	\$3B	Comm., E&E
Clean School Bus Program		Annual	Summer 2024	\$5B	Edu., E&E
America The Beautiful Challenge		Annual	Summer 2024	\$435M	AGFC
Energy Efficiency and Conservation Block Grant Program		Annual	Summer 2024	\$550M	E&E
Grants for Planning, Feasibility Analysis, and Revenue Forecasting (BIP)		Annual	Summer 2024	\$100M	ARDOT
National Dam Safety Program		Annual	Summer 2023	\$215M	Agri.
National Infrastructure Project Assistance (MEGA)		Annual	Summer 2024	\$5B	ARDOT
Nationally Significant Freight and Highway Projects (INFRA)		Annual	Summer 2024	\$8B	ARDOT
Promoting Resilient Operations for Transformative, Efficient, and Cost-Saving Transportation (PROTECT)		Annual	Summer 2024	\$1.4B	ARDOT
Reconnecting Communities Pilot Program		Annual	Summer 2024	\$1B	ARDOT
Rural Surface Transportation Grant Program		Annual	Summer 2024	\$2B	ARDOT
State Digital Equity Competitive Grant		Annual	Fall 2024	\$1.25B	Comm.

1. See slide 4 for Priority Area definitions and symbols legend.






2. Summer: July – Sept | Fall: Oct – Dec | Winter: Jan – Mar | Spring: Apr – June

3. Total national funding



## Discretionary Grant Summary (4 of 4)

















A summarized view of discretionary grants included in the roadmap, organized chronologically.

Grant Program	Priority Area <sup>1</sup>	Award Frequency	Anticipated Timing <sup>2</sup>	Total Funding Amount <sup>3</sup>	Potential Lead Agency(s)
Hazardous Materials Emergency Preparedness (HMEP) Grant		Annual	TBD	\$234M	DPS-ADEM
Highway Safety Research & Development		Annual	TBD	\$970M	DPS
On-The-Job Training Program		TBD	TBD	\$50M	CWO/Comm./ ARDOT/Corr.
Safety-Related Activities		Annual	TBD	\$17.5M	DPS
Vehicle Safety Behavioral Research		Annual	TBD	\$548.5M	DPS/ARDOT

1. See slide 4 for Priority Area definitions and symbols legend.
2. Summer: July – Sept | Fall: Oct – Dec | Winter: Jan – Mar | Spring: Apr – June
3. Total national funding

## Formula/Appportioned Grant Summary (1 of 2)

A summarized view of appportioned grants included in the roadmap. "Appportioned grants" refers to formula funds that are not subject to a discretionary application process.













Grant Program	Priority Area <sup>1</sup>	Anticipated Funding Amount <sup>2</sup>	Potential Lead Agency(s)
Bridge Formula Program		\$300.1M	ARDOT
Carbon Reduction Program		\$87M	ARDOT
Clean Water State Revolving Fund		\$66.7M	Agri.
Clean Water State Revolving Fund – Emerging Contaminants		\$6.2M	Agri.
Congestion Mitigation and Air Quality Improvement Program		\$69.8M	ARDOT
Drinking Water State Revolving Fund		\$162.1M	Agri.
Drinking Water State Revolving Fund – Emerging Contaminants (Including PFAS)		\$48M	Agri., E&E
Drinking Water State Revolving Fund Lead Service Lines Replacement		\$223.8M	Agri.
Enhanced Mobility of Seniors and Individuals with Disabilities		\$18.1M	ARDOT
Formula Grants for Rural Areas		\$90.1M	ARDOT
Gulf Hypoxia		\$4.2M	Agri.
Highway Safety Improvement Program		\$202.4M	ARDOT
Highway Safety Programs		\$23.9M	DPS
Low Income Home Energy Assistance Program		\$4.1M	E&E
Motor Carrier Safety Assistance Program		\$31.5M	ARDOT
National Electric Vehicle Infrastructure Formula Program		\$54.1M	ARDOT, E&E

1. See slide 4 for Priority Area definitions and symbols legend.

2. Some award amounts are estimated based on FY22 and FY23 awards. Total award may vary.

## Formula/Appportioned Grant Summary (2 of 2)
















A summarized view of appportioned grants included in the roadmap. "Appportioned grants" refers to formula funds that are not subject to a discretionary application process.

Grant Program	Priority Area <sup>1</sup>	Anticipated Funding Amount <sup>2</sup>	Potential Lead Agency(s)
National Highway Freight Program		\$93.4M	ARDOT
National Highway Performance Program		\$2B	ARDOT
National Priority Safety Programs		\$35.6M	DPS
Promoting Resilient Operations for Transformative, Efficient, and Cost-Saving Transportation (PROTECT) - Formula		\$98.9M	ARDOT
Railway-Highway Crossings Program		\$20.4M	ARDOT
Rural Transportation Assistance Program		\$1.5M	ARDOT
State and Local Cybersecurity Grant Program		\$15.8M	DPS-ADEM
State Energy Program		\$3.7M	E&E
Surface Transportation Block Grant Program		\$976M	ARDOT
Surface Transportation Block Grant Program (Transportation Alternatives Program and Recreational Trails Program)		\$97.6M	ARDOT
Water Infrastructure Improvements for the Nation, Small and Underserved Communities Emerging Contaminants Grant Program		\$64.6M	Agri.
Weatherization Assistance Program		\$32.9M	E&E

1. See slide 4 for Priority Area definitions and symbols legend.
2. Some award amounts are estimated based on FY22 and FY23 awards. Total award may vary.

# Infrastructure Grants with Workforce Aspects

A summarized view of grants with workforce activities as eligible uses.

Grant Program	Priority Area <sup>1</sup>	Total Funding Amount <sup>2</sup>
Broadband Equity, Access, and Deployment		\$42.5B
Clean School Bus Program		\$5B
Consolidated Rail Infrastructure and Safety Improvements Program (Workforce)		\$5B
Low or No Emission (Bus) Grants		\$5.6B
National Electric Vehicle Infrastructure Formula Program		\$5B
Regional Clean Hydrogen Hubs		\$8B
State Digital Equity Competitive Grant		\$1.25B
Strengthening Mobility and Revolutionizing Transportation (SMART) Grants		\$500M
National Highway Performance Program		\$148B
Surface Transportation Block Grant Program		\$72B
Highway Safety Improvement Program		\$15.5B
Congestion Mitigation and Air Quality Improvement Program		\$13.2B
Weatherization Assistance Program		\$3.5B
On-The-Job Training Program		\$50M
Technical Assistance to Brownfields Communities		\$265M

1. See slide 4 for Priority Area definitions and symbols legend.

2. Total national funding

## Implementation Considerations

To enhance the state's ability to receive and manage federal infrastructure funds, Arkansas will need to be mindful of the following considerations during application development.

### Efficient Execution

- *Continue collaborative efforts to drive alignment on the approach of various grant opportunities between departments encouraging preapplication planning.*
- *Strategically match projects to funding opportunities to comply with period of performance requirements.*

### Ongoing Stakeholder Engagement

- *Continue to collaborate with external agencies and the Governor's office to convey the state's infrastructure story.*
- *Continue to drive awareness of the real-world impact and values these investments will provide to Arkansas.*
- *Foster frequent coordination among state agencies, private sector partners, and communities on funding applications and implementation.*


### Transparency

- *Maintain a funding transparency dashboard showing current funding and future opportunities.*
- *Maintain a grant portal and grant management system to manage opportunities.*
- *Establish and maintain a public facing dashboard that instills accountability and trust to the residents of Arkansas by reporting grant funding by project category and phase.*

### Compliance

- *Continue to comply with administrative requirements, cost principles, and audit requirements for Federal awards to non-Federal entities.*
- *Continue to fulfill other requirements, including certain eligibility requirements, workforce compensation requirements for federally-assisted construction projects, and construction purchasing requirements.*

# Roadmap Program Details



# Roadmap Program Details Contents



## FACILITATING STATEWIDE ECONOMIC GROWTH AND COMPETITIVENESS



## KEEPING COMMUNITIES SAFE



## PREPARING THE INFRASTRUCTURE WORKFORCE



## PRESERVATION AND PROMOTION OF THE NATURAL STATE



## CREATING A PORTFOLIO OF RELIABLE, EFFICIENT, AND SECURE ENERGY OPTIONS

This section of the Roadmap Report organizes the grants first by priority area, then by funding type. Each priority area contains the two sections below:

### **Summary of Programs Section**

*Each grant opportunity on the roadmap is summarized with a brief description. Information in this section includes:*

- Funding Type
- Total Funding Amount
- Award information
- Alignment with Investment Principles
- Match Requirement
- Anticipated Timing
- Potential Lead Agencies

### **Program Notice Of Funding Opportunity (NOFO) Timeline Section**

*The timeline section lays out the application open and close date for each of the discretionary grants in the priority area over the next year. Some deadlines are projected based on prior application timelines.*

# Facilitating Statewide Economic Growth and Competitiveness







# Facilitating Statewide Economic Growth and Competitiveness

## List of Identified Programs

### INFRASTRUCTURE CATEGORY

#### **BROADBAND**

##### DESCRIPTION

Expanding access to the digital economy

##### DISCRETIONARY OPPORTUNITIES

- Broadband, Equity, Access, and Deployment
- State Digital Equity Capacity Grant
- State Digital Equity Competitive Grant

### INFRASTRUCTURE CATEGORY

#### **PUBLIC TRANSPORTATION**

##### DESCRIPTION

Increasing the rural transportation network and expanding accessibility to transit

##### DISCRETIONARY OPPORTUNITIES

- Pilot Program for Enhanced Mobility

##### FORMULA OPPORTUNITIES

- Enhanced Mobility of Seniors and Individuals with Disabilities
- Formula Grants for Rural Areas

### INFRASTRUCTURE CATEGORY

#### **ROADS AND BRIDGES**

##### DESCRIPTION

Repair and maintenance projects, improving rural roads, planning for reliable infrastructure, and high impact projects

##### DISCRETIONARY OPPORTUNITIES

- Bridge Investment Program
- Grants for Revenue, Feasibility Analysis, and Revenue Forecasting (BIP Set Aside)
- Local and Regional Project Assistance Grants (RAISE)
- National Infrastructure Project Assistance (MEGA)
- Nationally Significant Freight and Highway Projects (INFRA)
- Reconnecting Communities Pilot Program
- Rural Surface Transportation Grant Program

##### FORMULA OPPORTUNITIES

- Bridge Formula Program
- National Highway Performance Program
- Rural Transportation Assistance Program
- Surface Transportation Block Grant Program

### INFRASTRUCTURE CATEGORY

#### **SUPPLY CHAIN**

##### DESCRIPTION

Improving freight infrastructure and modernizing port infrastructure

##### DISCRETIONARY OPPORTUNITIES

- Port Infrastructure Development Grants

##### FORMULA OPPORTUNITIES

- National Highway Freight Program



# Facilitating Statewide Economic Growth and Competitiveness

## BROADBAND

### Broadband Equity, Access, And Deployment Program

**Potential Lead Agency:** Commerce

Provides funding to expand broadband deployment and adoption in unserved areas, underserved areas, and community anchor institutions. Funding allocations are determined by a formula that considers the number of unserved and high-cost locations in each state.

#### INVESTMENT PRINCIPLES ALIGNMENT

REACH

FINANCE /  
COST SHARE

IMPROVING  
CORE SERVICES

ACCESS AND  
CONNECTIVITY

RURAL IMPACT

*Funding Type*

*Total Funding Amount*

*Award Information*

*Match Requirement*

*Application Timing*

**Discretionary**

**\$42.5B**

**\$1.02B<sup>1</sup>**

**25%**

**Winter 2024**

1. [NTIA press release](#)



## Facilitating Statewide Economic Growth and Competitiveness

### BROADBAND

#### State Digital Equity Capacity Grant

**Potential Lead Agency:** Commerce

Provides funding for states and territories distributed via annual grant programs over 5 years to implement digital equity projects and promote digital inclusion.

#### INVESTMENT PRINCIPLES ALIGNMENT

REACH

FINANCE / COST  
SHARE

IMPROVING  
CORE SERVICES

ACCESS AND  
CONNECTIVITY

RURAL IMPACT

*Funding Type*

*Total Funding Amount*

*Award Information*

*Match Requirement*

*Application Timing*

**Discretionary**

**\$1.44B**

**TBD<sup>1</sup>**

**10%**

**Winter 2024<sup>2</sup>**

#### State Digital Equity Competitive Grant

**Potential Lead Agency:** Commerce

Discretionary program to implement digital equity and inclusion activities through improving accessibility and inclusivity of public resources and facilitating the adoption of high-speed Internet.

#### INVESTMENT PRINCIPLES ALIGNMENT

REACH

FINANCE / COST  
SHARE

IMPROVING  
CORE SERVICES

ACCESS AND  
CONNECTIVITY

RURAL IMPACT

*Funding Type*

*Total Funding Amount*

*Award Information*

*Match Requirement*

*Application Timing*

**Discretionary**

**\$1.25B**

**TBD**

**10%**

**Fall 2024<sup>2</sup>**

1. State awards are based on a funding formula listed in the establishing legislation and are anticipated to be published by the Spring of 2024.

2. [NTIA](#)



# Facilitating Statewide Economic Growth and Competitiveness

## PUBLIC TRANSPORTATION

### Pilot Program for Enhanced Mobility

**Potential Lead Agency:** Transportation, Human Services

Discretionary program to improve coordinated access and mobility for states, counties, cities, and special districts. Program targets projects for the transportation disadvantaged that test promising, innovative, coordinated mobility strategies other communities can replicate.

#### INVESTMENT PRINCIPLES ALIGNMENT

REACH

FINANCE /  
COST SHARE

IMPROVING  
CORE SERVICES

ACCESS AND  
CONNECTIVITY

RURAL IMPACT

*Funding Type*

*Total Funding Amount*

*Award Information*

*Match Requirement*

*Anticipated Application Timing*

**Discretionary**

**\$24.1M**

**\$100k - \$2.8M<sup>1</sup>**

**20%**

**Fall 2023**

1. Based on prior year announced awards.



# Facilitating Statewide Economic Growth and Competitiveness

## ROADS AND BRIDGES

### Bridge Investment Program

**Potential Lead Agency:** Transportation

Discretionary program that aims to improve the safety, efficiency, and reliability of the movement of people and freight, which includes funding for bridge repair/replacement projects and large bridge projects – defined as projects over \$100M.

#### INVESTMENT PRINCIPLES ALIGNMENT

REACH

FINANCE /  
COST SHARE

IMPROVING  
CORE SERVICES

ACCESS AND  
CONNECTIVITY

RURAL IMPACT

*Funding Type*

*Total Funding Amount*

*Award Information*

*Match Requirement*

*Anticipated Application Timing*

**Discretionary**

**\$12.2B**

**\$2.5M** min.

**20%**

**Fall 2023**

### Grants for Planning, Feasibility Analysis, and Revenue Forecasting<sup>1</sup>

**Potential Lead Agency:** Transportation

Funds planning activities that may fund projects to improve the safety, efficiency, and reliability of the movement of people and freight over bridges that may subsequently be eligible to apply for the Bridge Investment Program.

#### INVESTMENT PRINCIPLES ALIGNMENT

REACH

FINANCE /  
COST SHARE

IMPROVING  
CORE SERVICES

ACCESS AND  
CONNECTIVITY

RURAL IMPACT

*Funding Type*

*Total Funding Amount*

*Award Information*

*Match Requirement*

*Anticipated Application Timing*

**Discretionary**

**\$100M**

**800k<sup>2</sup>**

**20%**

**Summer 2024**

1. Set-aside of Bridge Investment Program.
2. Estimate average based on FY23 awards.



# Facilitating Statewide Economic Growth and Competitiveness

## ROADS AND BRIDGES

### Local and Regional Project Assistance Grants (RAISE)

**Potential Lead Agency:** Transportation

Discretionary program that provides supplemental funding for surface transportation projects that will have a significant local/regional impact including highway and bridge projects, public transportation, and port infrastructure.

#### INVESTMENT PRINCIPLES ALIGNMENT

REACH

FINANCE /  
COST SHARE

IMPROVING  
CORE SERVICES

ACCESS AND  
CONNECTIVITY

RURAL IMPACT

*Funding Type*

*Total Funding Amount*

*Award Information*

*Match Requirement*

*Anticipated Application Timing*

**Discretionary**

**\$7.5B**

**\$5M - \$25M (urban)  
\$1M - \$25M (rural)**

**20%**

**Winter 2024**

### National Infrastructure Project Assistance (MEGA)

**Potential Lead Agency:** Transportation

A discretionary program that supports large, complex projects that are difficult to fund by other means and likely to generate national or regional economic, mobility, or safety benefits. Eligible projects include highway and bridge projects, freight intermodal or freight rail, railway-highway grade separation, and certain public transportation projects.

#### INVESTMENT PRINCIPLES ALIGNMENT

REACH

FINANCE /  
COST SHARE

IMPROVING  
CORE SERVICES

ACCESS AND  
CONNECTIVITY

RURAL IMPACT

*Funding Type*

*Total Funding Amount*

*Award Information*

*Match Requirement*

*Anticipated Application Timing*

**Discretionary**

**\$5B**

**\$60M** min.

**40%<sup>1</sup>**

**Summer 2024**

1. States may use recovery funds received through the American Rescue Plan Act to satisfy the non-federal match requirement of this program.



## Facilitating Statewide Economic Growth and Competitiveness

### ROADS AND BRIDGES

#### Nationally Significant Freight and Highway Projects (INFRA)

**Potential Lead Agency:** Transportation

A discretionary program for multimodal freight and highway projects of national or regional significance to improve the safety, efficiency, and reliability of the movement of freight and people across rural and urban areas.

#### INVESTMENT PRINCIPLES ALIGNMENT

REACH

FINANCE /  
COST SHARE

IMPROVING  
CORE SERVICES

ACCESS AND  
CONNECTIVITY

RURAL IMPACT

*Funding Type*

*Total Funding Amount*

*Award Information*

*Match Requirement*

*Anticipated Application Timing*

**Discretionary**

**\$8B<sup>1</sup>**

\$25M min. (large project)<sup>2</sup>  
\$5M min. (small project)<sup>2</sup>

**40%<sup>3</sup>**

**Summer 2024**

#### Reconnecting Communities Pilot Program

**Potential Lead Agency:** Transportation

A discretionary program that provides planning and capital grants to restore community connectivity by removing, retrofitting, or mitigating highways or other transportation facilities that create barriers to community connectivity, including to mobility, access, or economic development.

#### INVESTMENT PRINCIPLES ALIGNMENT

REACH

FINANCE /  
COST SHARE

IMPROVING  
CORE SERVICES

ACCESS AND  
CONNECTIVITY

RURAL IMPACT

*Funding Type*

*Total Funding Amount*

*Award Information*

*Match Requirement*

*Anticipated Application Timing*

**Discretionary**

**\$1B**

\$2M max. for Planning  
\$5M min. for Construction

20% Planning  
50% Construction

**Summer 2024**

1. Includes \$750M for State Incentives Pilot Program set-aside.

2. A maximum of 85% of INFRA funds are available for large projects and a minimum of 15% are available for small projects.

3. States may use recovery funds received through the American Rescue Plan Act to satisfy the non-federal match requirement of this program.



# Facilitating Statewide Economic Growth and Competitiveness

## ROADS AND BRIDGES

### Rural Surface Transportation Grant Program

**Potential Lead Agency:** Transportation

Discretionary program intended to improve and expand the surface transportation infrastructure in rural areas to increase connectivity, improve the safety and reliability of the movement of people and freight, and generate regional economic growth and improve quality of life.

#### INVESTMENT PRINCIPLES ALIGNMENT

REACH

FINANCE /  
COST SHARE

IMPROVING  
CORE SERVICES

ACCESS AND  
CONNECTIVITY

RURAL IMPACT

*Funding Type*

*Total Funding Amount*

*Key Award Information*

*Match Requirement*

*Anticipated Application Timing*

**Discretionary**

**\$2B**

**\$25M** min.<sup>1</sup>

**20%**

**Summer 2024**

1. A minimum of 90% of Rural grants must be at least \$25M and up to 10% of Rural grants may be grant amounts of less than \$25M.





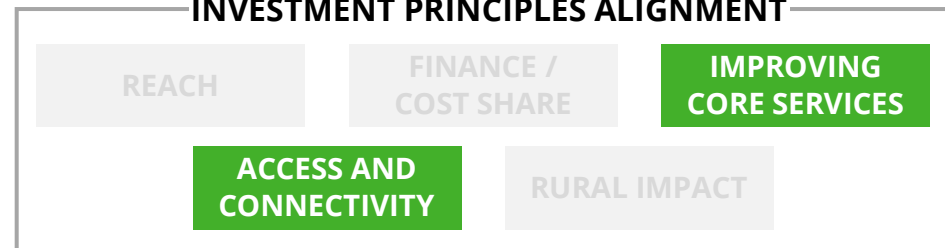
## SUPPLY CHAIN

### Port Infrastructure Development Program Grants

**Potential Lead Agency:** Commerce

Discretionary program that is designed to fund projects that improve facilities directly related to operations or an intermodal connection to, coastal seaports, inland river ports, and Great Lakes ports.

#### INVESTMENT PRINCIPLES ALIGNMENT



<i>Funding Type</i>	<i>Total Funding Amount</i>	<i>Award Information</i>	<i>Match Requirement</i>	<i>Anticipated Application Timing</i>
<b>Discretionary</b>	<b>\$2.25B</b>	<b>\$11.25M</b> max. <sup>1</sup>	<b>20%</b>	<b>Winter 2024</b>

1. Maximum for small projects at small ports (<8M Tons).



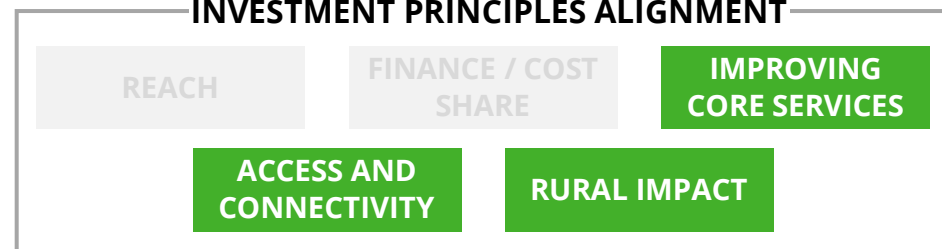
## PUBLIC TRANSPORTATION

### Enhanced Mobility of Seniors and Individuals with Disabilities

**Potential Lead Agency:** Transportation

Formula program that provides financial assistance to states for the purpose of assisting private nonprofit groups to transport seniors and individuals with disabilities where public transportation services are unavailable, insufficient, or inappropriate.

#### INVESTMENT PRINCIPLES ALIGNMENT



*Funding Type*

*Total Funding Amount*

*Award Information*

*Match Requirement*

*Anticipated Application Timing*

**Formula**

**\$2.2B**

**\$18.1M<sup>1</sup>**

**20% Capital  
50% Operating**

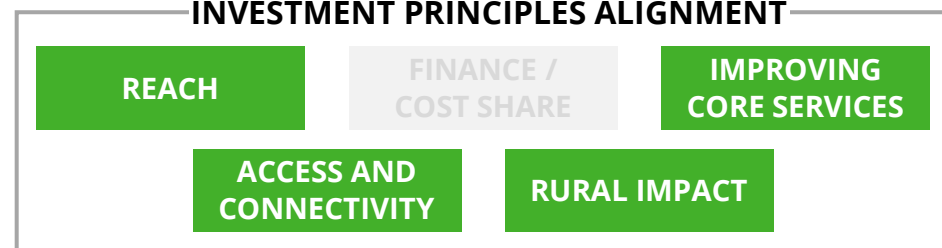
**N/A**

### Formula Grants for Rural Areas

**Potential Lead Agency:** Transportation

Formula program designed to improve, initiate, or continue public transportation service in nonurbanized areas (populations less than 50,000) and to provide technical assistance for rural transportation providers.

#### INVESTMENT PRINCIPLES ALIGNMENT



*Funding Type*

*Total Funding Amount*

*Award Information*

*Match Requirement*

*Anticipated Application Timing*

**Formula**

**\$4.1B**

**\$90.1M<sup>1</sup>**

**20% Capital  
50% Operating**

**N/A**

1. Estimated 5-year award amount, assuming announced funding remains consistent through FY26.



# Facilitating Statewide Economic Growth and Competitiveness

## ROADS AND BRIDGES

### Bridge Formula Program

**Potential Lead Agency:** Transportation

Formula funding to states for bridge replacement, rehabilitation, preservation, protection, or construction projects on public roads. Funding amounts are based on the proportionate cost share of repairing a state's bridges, classified as in poor and fair condition relative to the total cost of repairing such bridges in all states.

#### INVESTMENT PRINCIPLES ALIGNMENT

REACH

FINANCE /  
COST SHARE

IMPROVING  
CORE SERVICES

ACCESS AND  
CONNECTIVITY

RURAL IMPACT

*Funding Type*

*Total Funding Amount*

*Award Information*

*Match Requirement*

*Anticipated Application Timing*

**Formula**

**\$26.7B**

**\$300.1M<sup>1</sup>**

**20%**

**N/A**

### National Highway Performance Program

**Potential Lead Agency:** Transportation

Formula program that provides funding for the condition and performance of the National Highway System, including funding for new construction, and funding for the achievement of performance standards for roads and bridges.

#### INVESTMENT PRINCIPLES ALIGNMENT

REACH

FINANCE /  
COST SHARE

IMPROVING  
CORE SERVICES

ACCESS AND  
CONNECTIVITY

RURAL IMPACT

*Funding Type*

*Total Funding Amount*

*Award Information*

*Match Requirement*

*Anticipated Application Timing*

**Formula**

**\$148B**

**\$2B<sup>2</sup>**

**20%**

**N/A**

1. Estimated 5-year award amount, assuming announced funding remains consistent through FY26.

2. [FHWA Program Apportionments](#)



## Facilitating Statewide Economic Growth and Competitiveness

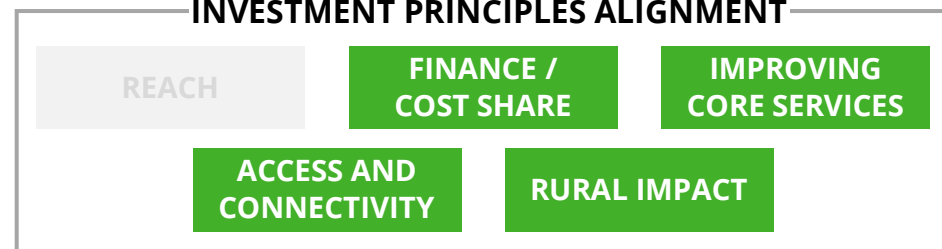
### ROADS AND BRIDGES

#### Rural Transportation Assistance Program

**Potential Lead Agency:** Transportation

Formula funding for transportation research, technical assistance, training, and related services tailored for transit operators in nonurbanized areas.

#### INVESTMENT PRINCIPLES ALIGNMENT



*Funding Type*

*Total Funding Amount*

*Award Information*

*Match Requirement*

*Anticipated Application Timing*

**Formula**

**\$92M**

**\$1.5M<sup>1</sup>**

**None**

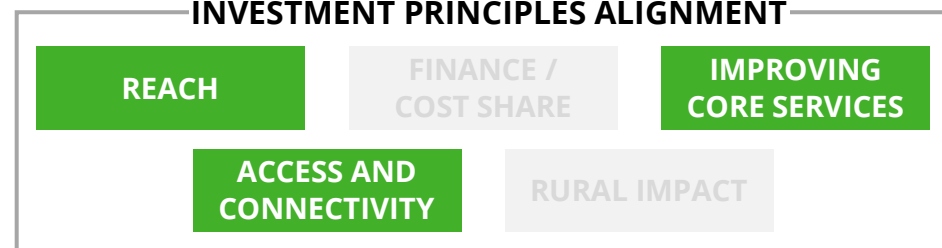
**N/A**

#### Surface Transportation Block Grant Program

**Potential Lead Agency:** Transportation

An existing formula program that provides flexible funding to states for projects to preserve and improve the conditions and performance on a Federal-aid highway, bridge and tunnel projects on a public road, pedestrian and bicycle infrastructure, and transit capital projects, including intercity bus terminals.

#### INVESTMENT PRINCIPLES ALIGNMENT



*Funding Type*

*Total Funding Amount*

*Award Information*

*Match Requirement*

*Anticipated Application Timing*

**Formula**

**\$72B<sup>2</sup>**

**\$976M<sup>1</sup>**

**20%**

**N/A**

1. Estimated 5-year award amount, assuming announced funding remains consistent through FY26.

2. Includes \$7.2B for Transportation Alternatives Program set-aside.



## SUPPLY CHAIN

### National Highway Freight Program

**Potential Lead Agency:** Transportation

Existing formula program that provides funding to states to improve the efficient movement of freight on the National Highway Freight Network through projects that are identified in a freight investment plan included in the state's freight plan.

#### INVESTMENT PRINCIPLES ALIGNMENT

REACH

FINANCE /  
COST SHARE

IMPROVING  
CORE SERVICES

ACCESS AND  
CONNECTIVITY

RURAL IMPACT

*Funding Type*

*Total Funding Amount*

*Award Information*

*Match Requirement*

*Anticipated Application Timing*

**Formula**

**\$7.2B**

**\$93.4M<sup>1</sup>**

**20%**

**N/A**

1. [FHWA Program Apportionments](#)

# Keeping Communities Safe





# Keeping Communities Safe

## List of Identified Programs

### INFRASTRUCTURE CATEGORY

## **CYBER, COMMUNICATIONS, AND TECHNOLOGIES**

### DESCRIPTION

**Expanding emergency communications, strengthening cybersecurity, and innovative transportation technologies**

### DISCRETIONARY OPPORTUNITIES

- Strengthening Mobility and Revolutionizing Transportation (SMART) Grants

### FORMULA OPPORTUNITIES

- State and Local Cybersecurity Grant Program

### INFRASTRUCTURE CATEGORY

## **TRANSPORTATION SAFETY**

### DESCRIPTION

**Improving highway and railroad safety**

### DISCRETIONARY OPPORTUNITIES

- Highway Safety Research and Development
- Railroad Crossing Elimination Grants
- Safety-Related Activities (Set-Aside)

### FORMULA OPPORTUNITIES

- Highway Safety Improvement Program
- Highway Safety Programs
- National Priority Safety Programs
- Railway-Highway Crossings Program

### INFRASTRUCTURE CATEGORY

## **VEHICLE SAFETY**

### DESCRIPTION

**Vehicle safety research and enforcement**

### DISCRETIONARY OPPORTUNITIES

- High Priority Activities Program
- Vehicle Safety and Behavioral Research

### FORMULA OPPORTUNITIES

- Motor Carrier Safety Assistance Program

### INFRASTRUCTURE CATEGORY

## **Emergency Readiness and Resilience**

### DESCRIPTION

**Supporting hazardous mitigation activities**

### DISCRETIONARY OPPORTUNITIES

- Building Resilient Infrastructure and Communities Program
- Hazard Mitigation Revolving Loan Funds/Safeguarding Tomorrow Through Ongoing Risk Mitigation (STORM)
- Hazardous Materials Emergency Preparedness (HMEP) Grants



## Keeping Communities Safe

### CYBER, COMMUNICATIONS, AND TECHNOLOGIES

#### Strengthening Mobility and Revolutionizing Transportation (SMART) Grants

**Potential Lead Agency:** Transportation

Discretionary program that includes two stages: one stage for Planning and Prototyping Grants and the second for Implementation Grants. The program provides funding to conduct demonstration projects for smart city and community technologies and systems to improve transportation safety and efficiency (e.g., LiDAR traffic cameras, connected vehicles).

#### INVESTMENT PRINCIPLES ALIGNMENT



<i>Funding Type</i>	<i>Total Funding Amount</i>	<i>Award Information</i>	<i>Match Requirement</i>	<i>Anticipated Application Timing</i>
<b>Discretionary</b>	<b>\$500M</b>	<b>\$17M</b> max. <sup>1</sup>	<b>0%</b> <sup>2</sup>	<b>Fall 2023</b>

1. Estimate based on latest amounts.

2. For planning grants. Match requirements for implementation grants is not currently known.





## Keeping Communities Safe

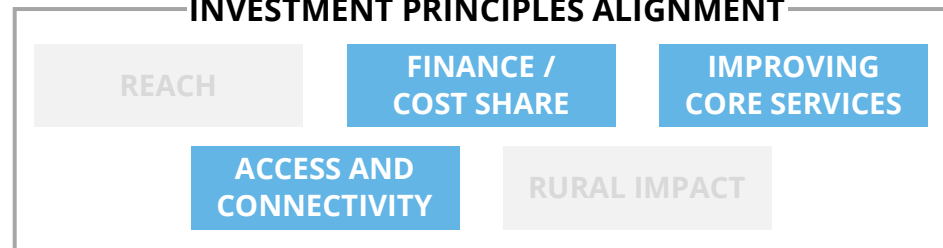
### TRANSPORTATION SAFETY

#### Highway Safety Research and Development

**Potential Lead Agency:** Public Safety

A competitive program for research and development activities associated with driver education programs, technologies to detect impaired drivers, human behavioral factors as they relate to highway safety, traffic, and highway safety systems and conditions.

#### INVESTMENT PRINCIPLES ALIGNMENT



*Funding Type*

*Total Funding Amount*

*Award Information*

*Match Requirement*

*Anticipated Application Timing*

**Discretionary**

**\$970M**

**TBD**

**0%**

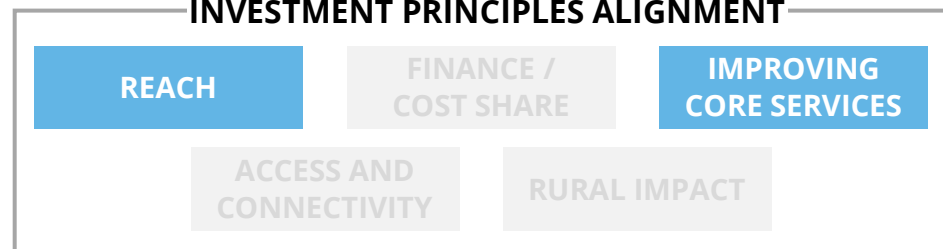
**TBD**

#### Railroad Crossing Elimination Grants

**Potential Lead Agency:** Transportation

A competitive program that funds the elimination or improvement of highway-rail and pathway-rail crossings that are frequently blocked by trains and aims reduce the impacts that freight movement has on underserved communities.

#### INVESTMENT PRINCIPLES ALIGNMENT



*Funding Type*

*Total Funding Amount*

*Award Information*

*Match Requirement*

*Anticipated Application Timing*

**Discretionary**

**\$3B**

**\$115M** max.

**20%**

**Fall 2023**



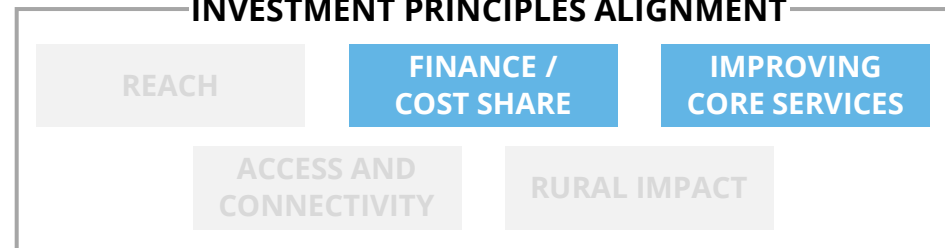
## TRANSPORTATION SAFETY

### Safety-Related Activities (Highway Safety Improvement Program Set-Aside)

**Potential Lead Agency:** Public Safety

A competitive program with funds set aside from the Highway Safety Improvement Program for specified safety-related activities. Eligible uses include Operation Lifesaver, Public Road Safety Clearinghouse, Work Zone Safety Grants, National Work Zone Safety Information Clearinghouse, and guardrail training.

#### INVESTMENT PRINCIPLES ALIGNMENT



*Funding Type*

*Total Funding Amount*

*Award Information*

*Match Requirement*

*Anticipated Application Timing*

**Discretionary**

**\$17.5M**

**TBD**

**0%**

**TBD**



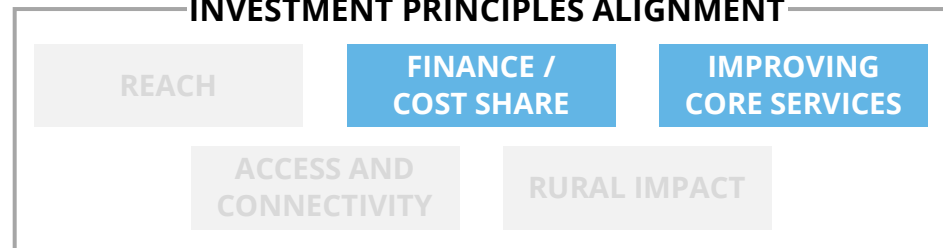
## VEHICLE SAFETY

### High Priority Activities Program

**Potential Lead Agency:** Transportation

Competitive program that funds Commercial Motor Vehicle (CMV) safety programs that involve evaluating high-risk crash corridors, promoting safe and secure movement of hazardous materials, demonstrate new technologies to improve CMV safety.

#### INVESTMENT PRINCIPLES ALIGNMENT



*Funding Type*

*Total Funding Amount*

*Award Information*

*Match Requirement*

*Anticipated Application Timing*

**Discretionary**

**\$432.5M**

**\$2M**

**0%**

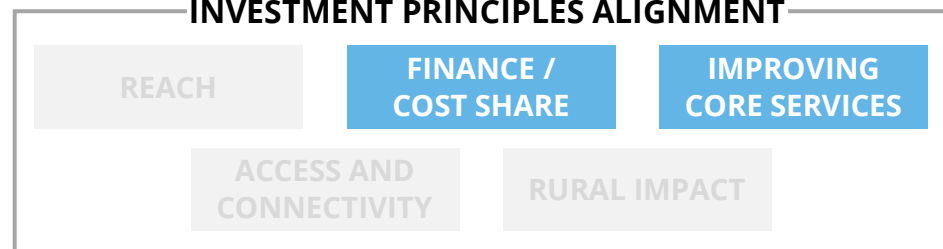
**Winter 2024**

### Vehicle Safety and Behavioral Research

**Potential Lead Agency:** Public Safety, Transportation

Competitive funding to accelerate vehicle and behavioral safety research. Funds are available for highway safety research, with emphasis on drivers, pedestrians, passengers, and motorcyclists.

#### INVESTMENT PRINCIPLES ALIGNMENT



*Funding Type*

*Total Funding Amount*

*Award Information*

*Match Requirement*

*Anticipated Application Timing*

**Discretionary**

**\$548.5M**

**TBD**

**0%**

**TBD**



## Keeping Communities Safe

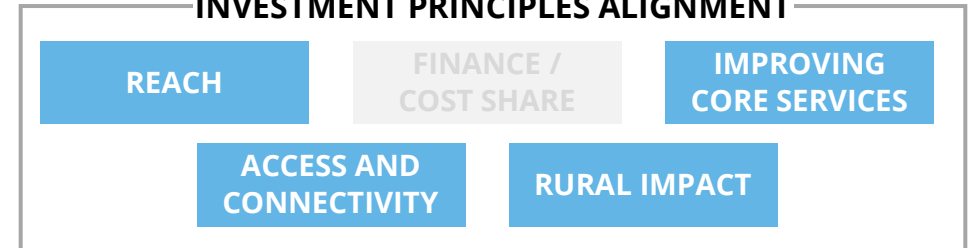
### Emergency Readiness and Resilience

#### Building Resilient Infrastructure and Communities Program

**Potential Lead Agency:** Public Safety

Discretionary funding to states, tribes, territories, and communities to support hazard mitigation projects and reduction of risks from disasters and natural hazards.

#### INVESTMENT PRINCIPLES ALIGNMENT



*Funding Type*

*Total Funding Amount*

*Award Information*

*Match Requirement*

*Anticipated Application Timing*

**Discretionary**

**\$1B**

**\$52M** max.<sup>1</sup>

**25%**

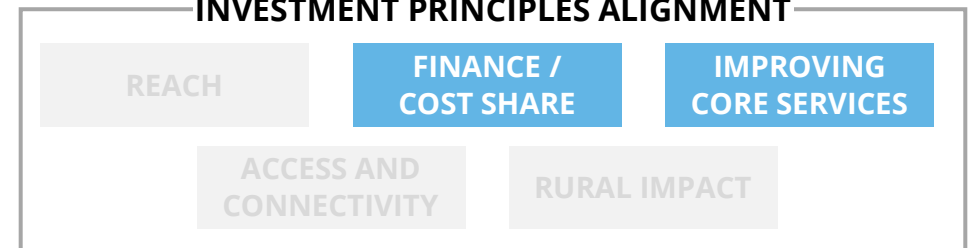
**Fall 2023**

#### Hazard Mitigation Revolving Loan Funds / Safeguarding Tomorrow Through Ongoing Risk Mitigation (STORM)

**Potential Lead Agency:** Public Safety

Provides capitalization grants to state and eligible tribal governments for the establishment of revolving loan funds to provide hazard mitigation assistance to local governments.

#### INVESTMENT PRINCIPLES ALIGNMENT



*Funding Type*

*Total Funding Amount*

*Award Information*

*Match Requirement*

*Anticipated Application Timing*

**Discretionary**

**\$500M**

**\$5.1M** min.

**10%**

**Spring 2024**



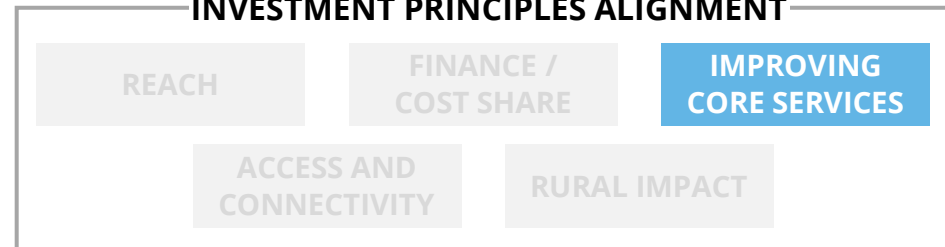
## Emergency Readiness and Resilience

### Hazardous Materials Emergency Preparedness (HMEP) Grants

**Potential Lead Agency:** Public Safety

Provides funding for hazardous materials planning and training activities for the safe transport of hazardous materials. Activities may include commodity flow studies, tabletop exercises, and the development, implementation, and execution of emergency plans.

#### INVESTMENT PRINCIPLES ALIGNMENT



<i>Funding Type</i>	<i>Total Funding Amount</i>	<i>Award Information</i>	<i>Match Requirement</i>	<i>Anticipated Application Timing</i>
<b>Discretionary</b>	<b>\$234M</b>	<b>\$437K<sup>1</sup></b>	<b>20%</b>	<b>TBD</b>

1. Average of previous year's awards.



## Keeping Communities Safe

### CYBER, COMMUNICATIONS, AND TECHNOLOGIES

#### State and Local Cybersecurity Grant Program

**Potential Lead Agency:** Transformation and Shared Services, Public Safety

Formula funding available for states to manage and reduce systemic cyber risk through proper governance structures, security protections, cybersecurity plans, and employing and training personnel in cyber security.

#### INVESTMENT PRINCIPLES ALIGNMENT

REACH

FINANCE /  
COST SHARE

IMPROVING  
CORE SERVICES

ACCESS AND  
CONNECTIVITY

RURAL IMPACT

*Funding Type*

*Total Funding Amount*

*Award Information*

*Match Requirement*

*Anticipated Application Timing*

**Formula**

**\$1B**

**\$15.8M**

**10%<sup>1</sup>**

**Fall 2023**

1. Non-federal match requirement increases 10% per year until FY25. The "10%" laid out in the table reflects FY22 requirement.



## Keeping Communities Safe

### TRANSPORTATION SAFETY

#### Highway Safety Improvement Program

**Potential Lead Agency:** Transportation

Provides formula funding for states with strategic highway safety plans already in place. Eligible projects include correcting or improving a hazardous road location or addressing a highway safety problem with crash data for the danger of the location.

#### INVESTMENT PRINCIPLES ALIGNMENT

REACH

FINANCE / COST  
SHARE

IMPROVING  
CORE SERVICES

ACCESS AND  
CONNECTIVITY

RURAL IMPACT

*Funding Type*

*Total Funding Amount*

*Award Information*

*Match Requirement*

*Anticipated Application Timing*

**Formula**

**\$15.6B**

**\$202.4M<sup>1</sup>**

**10%**

**N/A**

#### Highway Safety Programs

**Potential Lead Agency:** Public Safety

Provides formula funding for automated traffic enforcement systems, teen traffic safety programs, unattended passengers program, distracted driving awareness programs, increasing use of seat-belts, and providing safe and convenient movement of physically handicapped persons.

#### INVESTMENT PRINCIPLES ALIGNMENT

REACH

FINANCE / COST  
SHARE

IMPROVING  
CORE SERVICES

ACCESS AND  
CONNECTIVITY

RURAL IMPACT

*Funding Type*

*Total Funding Amount*

*Award Information*

*Match Requirement*

*Anticipated Application Timing*

**Formula**

**\$2B**

**\$23.9M<sup>1</sup>**

**20%**

**TBD**

1. Estimated 5-year award amount, assuming announced funding remains consistent through FY26.



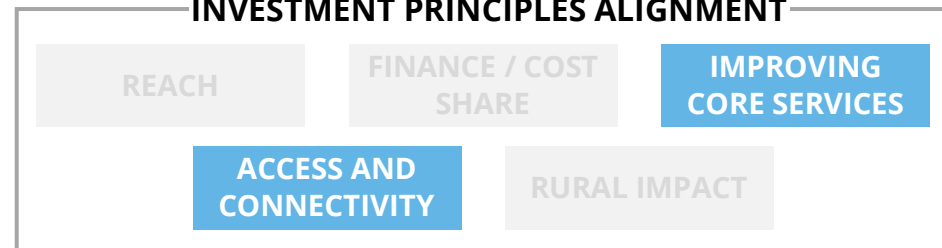
## TRANSPORTATION SAFETY

### National Priority Safety Programs

**Potential Lead Agency:** Public Safety

Provides formula funding for states to improve highway safety through grants for occupant protection, traffic safety information systems, impaired and distracted driving countermeasures, motorcyclist safety, nonmotorized safety, preventing roadside deaths, and driver and officer safety education.

#### INVESTMENT PRINCIPLES ALIGNMENT



*Funding Type*

*Total Funding Amount*

*Award Information*

*Match Requirement*

*Anticipated Application Timing*

**Formula**

**\$1.9B**

**\$35.6M<sup>1</sup>**

**20%**

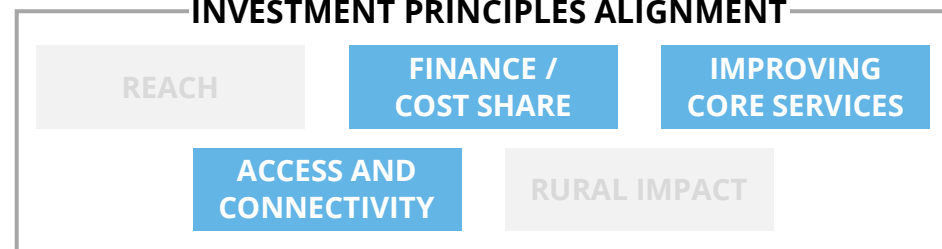
**Summer 2023**

### Railway-Highway Crossings Program

**Potential Lead Agency:** Transportation

Provides formula funding for safety improvement to reduce fatalities, injuries, and crashes at public railway-highway grade crossings. Funds can be used for the elimination of hazards, installation of protective devices at railway-highway crossings, replacement of obsolete warning devices, and reduction of trespassing activities at crossings.

#### INVESTMENT PRINCIPLES ALIGNMENT



*Funding Type*

*Total Funding Amount*

*Award Information*

*Match Requirement*

*Anticipated Application Timing*

**Formula**

**\$1.2B**

**\$20.4M<sup>1</sup>**

**0%**

**N/A**

1. Estimated 5-year award amount, assuming announced funding remains consistent through FY26





## VEHICLE SAFETY

### Motor Carrier Safety Assistance Program

**Potential Lead Agency:** Transportation

Formula funding that provides funding for driver and vehicle inspections, traffic enforcement, safety audits, public education and motor vehicle safety programs, investigations, and other safety related activities.

#### INVESTMENT PRINCIPLES ALIGNMENT

REACH

FINANCE /  
COST SHARE

IMPROVING  
CORE SERVICES

ACCESS AND  
CONNECTIVITY

RURAL IMPACT

*Funding Type*

*Total Funding Amount*

*Award Information*

*Match Requirement*

*Anticipated Application Timing*

**Formula**

**\$2.43B**

**\$31.5M<sup>1</sup>**

**5%**

**TBD**

1. Estimated 5-year award amount, assuming announced funding remains consistent through FY26.

# Preparing the Infrastructure Workforce





# Preparing the Infrastructure Workforce

## List of Identified Programs

### INFRASTRUCTURE GRANTS FOR WORKFORCE DEVELOPMENT

#### DESCRIPTION

Grant programs providing direct funding for workforce development or skills training.

#### DISCRETIONARY OPPORTUNITIES

- Commercial Motor Vehicle Operators Program
- On-The-Job Training Program

### INFRASTRUCTURE GRANTS WITH WORKFORCE ASPECTS

#### DESCRIPTION

Grant programs that include workforce development as an eligible use of funds

#### GRANT OPPORTUNITIES

- Broadband, Equity, Access, and Deployment (Workforce Funds)
- Clean School Bus Program
- Consolidated Rail Infrastructure and Safety Improvements (CRISI) Program
- Low or No Emission (Bus) Grants
- National Electric Vehicle Infrastructure Formula Program (Workforce Funds)
- Regional Clean Hydrogen Hubs
- State Digital Equity Competitive Grant
- Strengthening Mobility and Revolutionizing Transportation (SMART) Grant Program
- Surface Transportation Funds for Training, Education, and Workforce Development under 23 U.S.C 504(e)
  - National Highway Performance Program
  - Surface Transportation Block Grant Program
  - Highway Safety Improvement Program
  - Congestion Mitigation and Air Quality Improvement Program
- Weatherization Assistance Program

### ADDITIONAL INFRASTRUCTURE WORKFORCE OPPORTUNITIES

#### DESCRIPTION

Federal programs and initiatives for workforce development

#### GRANT OPPORTUNITIES

- DOL Building Pathways to Infrastructure Jobs Grant Program
- Coronavirus State and Local Fiscal Recovery Fund (SLFRF)
- State, Local, Tribal, and Territorial Fiscal Recovery, Infrastructure, and Disaster Relief Flexibility Act Funds (SLTTFRI Funds)
- Talent Pipeline Challenge
- The Career and Technical Education for the 21<sup>st</sup> Century Act (Perkins V)
- Workforce Innovation and Opportunity Act (WIOA)



## Preparing the Infrastructure Workforce

### INFRASTRUCTURE GRANTS FOR WORKFORCE DEVELOPMENT

#### Commercial Motor Vehicle Operators Grant Program

**Potential Lead Agency:** Public Safety

Provides funding to a variety of educational institutions and governments. Funds can be used to train individuals in the safe operation of commercial motor vehicles with preference given to train former members of the armed forces and eligible family members.

#### INVESTMENT PRINCIPLES ALIGNMENT



*Funding Type*

*Total Funding Amount*

*Award Information*

*Match Requirement*

*Anticipated Application Timing*

**Discretionary**

**\$16.5M**

**\$200K** max.

**0%**

**Winter 2024**

#### On-The-Job Training Program

**Potential Lead Agency:** Chief Workforce Officer, Commerce, Transportation, Corrections

Provides funds to state transit authorities to establish apprenticeship and training programs targeted to move individuals into journey-level positions to ensure a competent workforce is available to meet highway construction hiring needs.

#### INVESTMENT PRINCIPLES ALIGNMENT



*Funding Type*

*Total Funding Amount*

*Award Information*

*Match Requirement*

*Anticipated Application Timing*

**Discretionary**

**\$50M**

**\$10M** max.

**0%**

**TBD**



## Preparing the Infrastructure Workforce

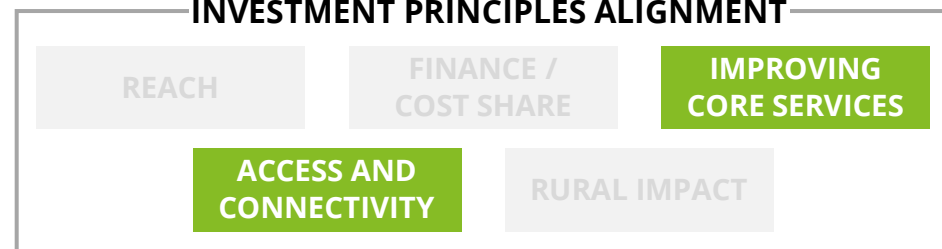
### INFRASTRUCTURE GRANTS WITH WORKFORCE ASPECTS

#### Broadband Equity, Access, and Deployment Program (Workforce)

Program primarily focuses on the deployment of broadband to all Americans, but also lists 'Training and workforce development' as an eligible use of funds. Applications for BEAD funding also require a plan detailing the workforce needed to achieve the plan's goals.

Limitations on specific workforce activities, amount of award eligible for workforce development, and match percentage are not specified.

#### INVESTMENT PRINCIPLES ALIGNMENT



#### Clean School Bus Grant Program (Workforce)

Workforce training is listed as an expected outcome of the projects funded under this grant. Additionally, applications will be evaluated and awarded points based on the extent to which the application demonstrates a plan to prepare the workforce for implementation of clean bus technology.

No match is required for this grant opportunity.

#### INVESTMENT PRINCIPLES ALIGNMENT

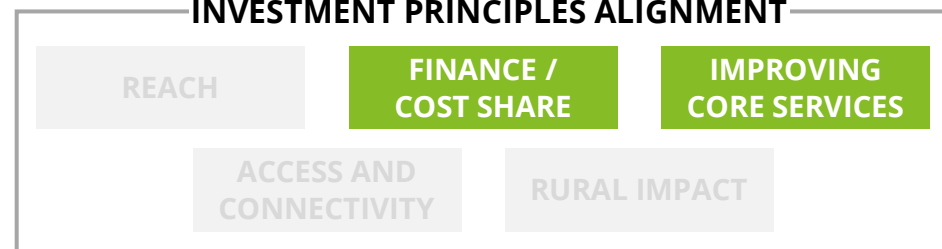


#### Consolidated Rail Infrastructure and Safety Improvements Program (Workforce)

This grant allows funding to be used for workforce development and training activities coordinated with existing local training programs supported by the supported by the Department of Transportation, the Department of Labor, and the Department of Education. Applications will also be evaluated against the extent to which the projects expand workforce development and career pathway opportunities to promote a more diverse rail industry.

This program has a 20% match requirement.

#### INVESTMENT PRINCIPLES ALIGNMENT





## Preparing the Infrastructure Workforce

### INFRASTRUCTURE GRANTS WITH WORKFORCE ASPECTS

#### Low or No Emission (Bus) Grants

Recipients may use up to 0.5% of requested funds for eligible workforce activities, such as on-the-job training, labor-management partnership training, and registered apprenticeships, as well as an additional 0.5% for costs related to training at the National Transit Institute. For projects involving zero emission vehicles, 5% of the total requested funding must be used for activities to retrain the existing workforce and develop the future workforce.

In general, the maximum federal cost share is 85%.

#### INVESTMENT PRINCIPLES ALIGNMENT

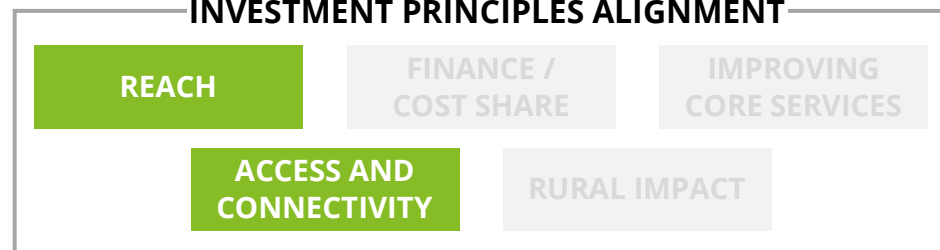


#### National Electric Vehicle Infrastructure Formula Program (Workforce Funds)

The NEVI program allows funding to be used for the costs of EVITP certification requirements. Additionally, any installation project that requires more than one electrician shall have an electrical apprentice.

In general, the maximum Federal cost share is 80%.

#### INVESTMENT PRINCIPLES ALIGNMENT

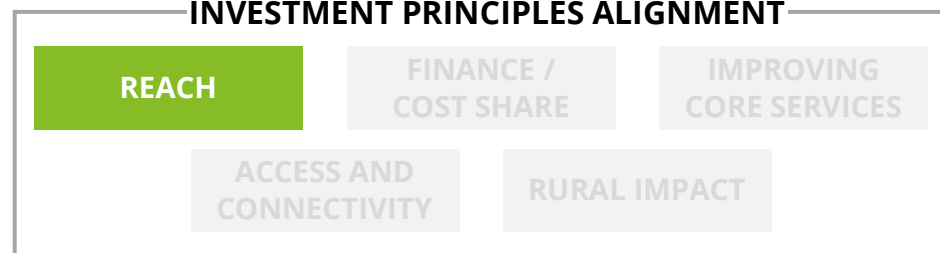


#### Regional Clean Hydrogen Hubs

Applicants must include a Community Benefits Plan with their application outlining how the Federal investment in the project advances the goals of community and labor engagement, investing in the American workforce, advancing diversity, equity, inclusion, and accessibility (DEIA), and contributing to the Justice40 Initiative. This includes investing in workforce training and education and supporting skills acquisition and advancement opportunities.

The program has a cost share requirement of at least 50%.

#### INVESTMENT PRINCIPLES ALIGNMENT





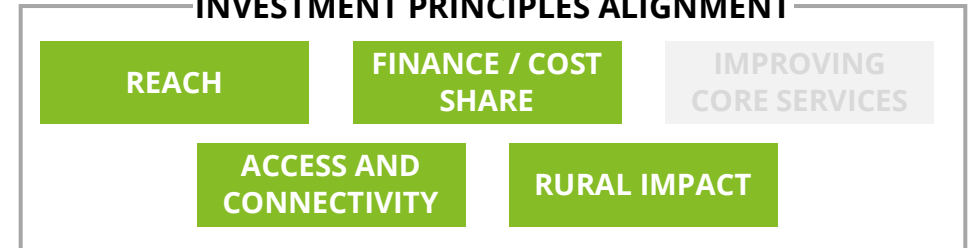
## INFRASTRUCTURE GRANTS WITH WORKFORCE ASPECTS

### State Digital Equity Competitive Grant

The State Digital Equity Competitive Grant program allows funds to be used for implementing trainings and digital inclusion programs that involve workforce development.

This program has a 10% match requirement.

#### INVESTMENT PRINCIPLES ALIGNMENT

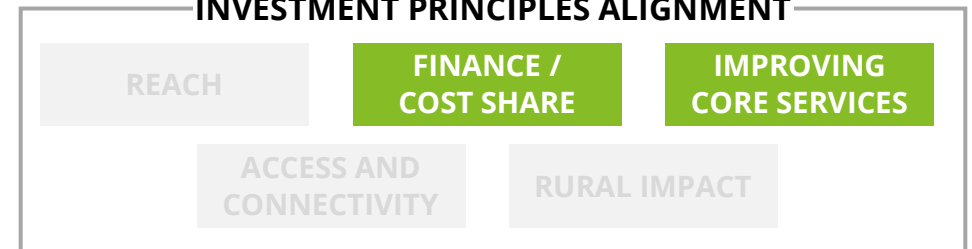


### Surface Transportation Funds for Training, Education, and Workforce Development under 23 U.S.C 504(e)

Federal law allows for the use of Federal-aid highway funds from the National Highway Performance (NHPP), the Surface Transportation Block Grant (STBG), the Highway Safety Improvement (HSIP), and the Congestion Mitigation and Air Quality (CMAQ) Programs for surface transportation workforce development, training, and education.

No match is required for activities carried out under this section. However, FHWA approval is required.

#### INVESTMENT PRINCIPLES ALIGNMENT

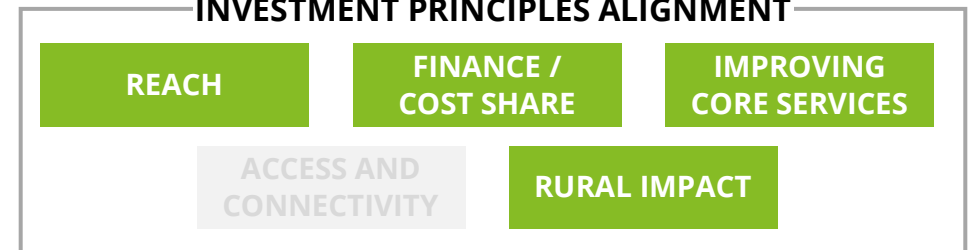


### Weatherization Assistance Program

The Weatherization Assistance Program allows up to 20% of awards to be used for administrative costs, which includes training and technical assistance for grantees and subgrantees.

No match is required for this program.

#### INVESTMENT PRINCIPLES ALIGNMENT





## Preparing the Infrastructure Workforce

### ADDITIONAL INFRASTRUCTURE WORKFORCE OPPORTUNITIES

#### [DOL Building Pathways to Infrastructure Jobs Grant Program](#)

**Potential Lead Agency:** Commerce

Funds private-public partnerships to develop, implement, and scale strategy training programs to prepare the skilled workforce needed to meet the demands of the Infrastructure Investment and Jobs Act (IIJA).

#### INVESTMENT PRINCIPLES ALIGNMENT



*Funding Type*

*Total Funding Amount*

*Award Information*

*Match Requirement*

*Application Timing*

**Discretionary**

**\$80M**

**\$500k-\$2M**

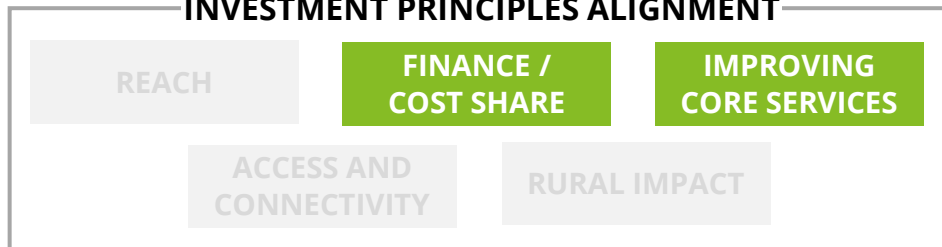
**15% min.**

**June 2024**

#### [Coronavirus State and Local Fiscal Recovery Fund \(SLFRF\)](#)

SLFRF, created in the American Rescue Plan Act in 2021, provides funding to state and local governments to aid COVID-19 response and recovery, including support for public services, addressing negative economic impacts, and investments for long-term growth. Funding can be used for certain recruiting, training, education, and development activities. The State of Arkansas received nearly over \$1.5 billion in SLFRF funding, with local governments receiving additional allocations.

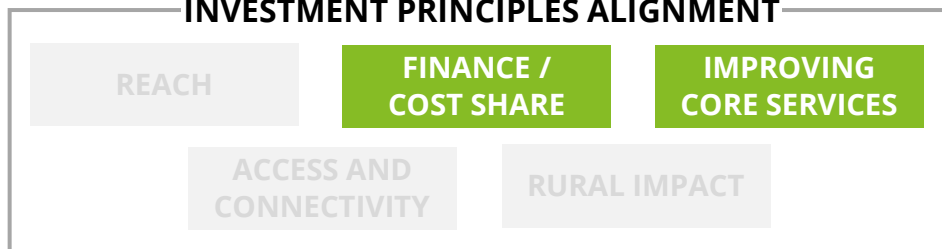
#### INVESTMENT PRINCIPLES ALIGNMENT



#### [State, Local, Tribal, and Territorial Fiscal Recovery, Infrastructure, and Disaster Relief Flexibility Act Funds](#)

The State, Local, Tribal, and Territorial Fiscal Recovery, Infrastructure, and Disaster Relief Flexibility Act Funds (SLTTFRI) allowed Arkansas to spend nearly **\$472 million** of its total (SLFRF) allocation from the American Rescue Plan Act for eligible infrastructure projects under IIJA programs such as National Highway Performance Program, Surface Transportation Block Grant Program, Highway Safety Improvement Program, and Congestion Mitigation and Air Quality Improvement Program.

#### INVESTMENT PRINCIPLES ALIGNMENT







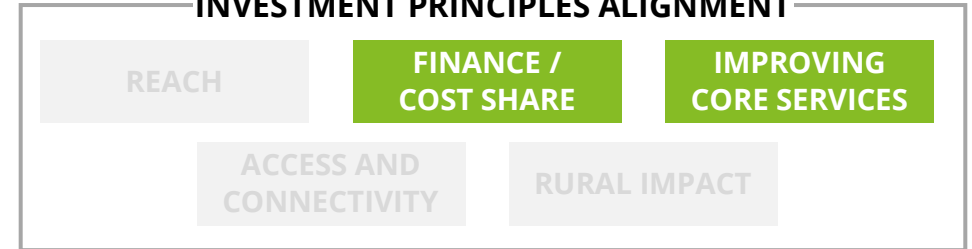
## Preparing the Infrastructure Workforce

### ADDITIONAL INFRASTRUCTURE WORKFORCE OPPORTUNITIES

#### Talent Pipeline Challenge

The Talent Pipeline Challenge began in summer 2022 to fill high-quality infrastructure and supply chain jobs across the Broadband, Construction, and “Electrification” (EV Charging Infrastructure and Battery Manufacturing) sectors. The initiative encouraged employers, training providers, and state and local governments to participate. The federal government developed guidance and prioritized high labor standards and protections, in addition to providing additional funding. The Department of Labor announced an additional \$50 million in Strengthening Community Colleges Training grants, and the Department of Energy committed \$5 million to support a national battery workforce sectoral strategy.

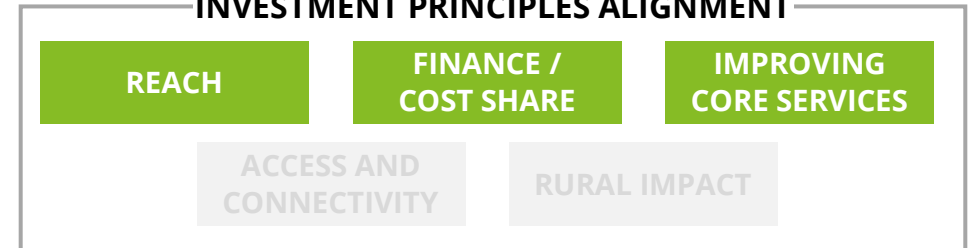
##### INVESTMENT PRINCIPLES ALIGNMENT



#### The Strengthening Career and Technical Education for the 21st Century Act (Perkins V)

The Strengthening Career and Technical Education for the 21st Century Act reauthorized Carl D. Perkins Career and Technical Education Act of 2006 and helps to enable students to gain the necessary education and skills to succeed in high-skill, high-wage, or in-demand occupations. Arkansas was allotted **\$14.8 million** in 2023 to develop academic knowledge, as well as technical and employable skills, for students enrolled in career and technical education programs and programs of study, and over \$1.3 billion has been appropriated for FY2024.

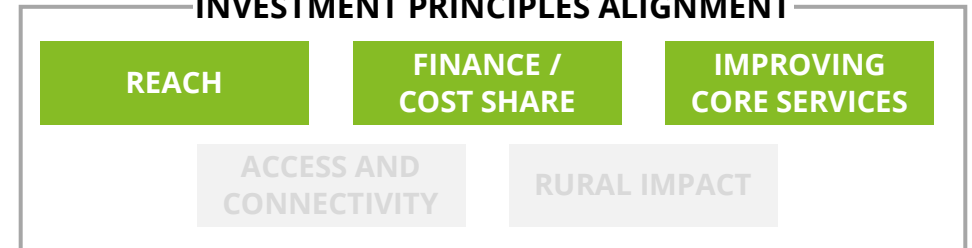
##### INVESTMENT PRINCIPLES ALIGNMENT



#### Workforce Innovation and Opportunity Act (WIOA)

The Workforce Innovation and Opportunity Act (WIOA) provides services to both youth and adults to help them prepare for and gain employment. Its programs aim to provide individuals with education, resources, and services to help them succeed in the job market and employment. Arkansas was allocated **\$22.9 million** in FY2023 for WIOA programs.

##### INVESTMENT PRINCIPLES ALIGNMENT



# Preservation and Promotion of the Natural State





# Preservation and Promotion of the Natural State

## List of Identified Programs

### INFRASTRUCTURE CATEGORY

#### **RESOURCE CONSERVATION**

##### DESCRIPTION

Protecting and enhancing forests, wildlife habitats, and waterways for fish, and mitigating extreme weather events

##### DISCRETIONARY OPPORTUNITIES

- America the Beautiful Challenge
- Ecosystem – Fish Passage
- Promoting Resilient Operations for Transformative, Efficient, Cost-Saving Transportation (PROTECT – Discretionary)

##### FORMULA OPPORTUNITIES

- Gulf Hypoxia
- Promoting Resilient Operations for Transformative, Efficient, Cost-Saving Transportation (PROTECT – Formula)

### INFRASTRUCTURE CATEGORY

#### **POLLUTION PREVENTION AND CLEANUP**

##### DESCRIPTION

Improving air quality and waste management, abandon mine cleanup, Brownfields assessing, planning, and cleanup

##### DISCRETIONARY OPPORTUNITIES

- Abandon Mine Reclamation Fund
- Brownfields Assessment Grants
- Brownfields Cleanup Grants
- Brownfields Multipurpose Grants
- Brownfields Revolving Loan Funds (RLF) Grants
- Brownfields State and Tribal Response Programs
- Orphaned Well Site Plugging, Remediation, and Restoration
- Pollution Prevention Grants
- Reduce, Reuse, Recycling Education and Outreach Grants
- Solid Waste Infrastructure for Recycling Infrastructure Grants
- Technical Assistance to Brownfields Communities

##### FORMULA OPPORTUNITIES

- Congestion Mitigation and Air Quality Improvement Program

### INFRASTRUCTURE CATEGORY

#### **RECREATION INFRASTRUCTURE**

##### DESCRIPTION

Expanding EV charging infrastructure and trail networks

##### FORMULA OPPORTUNITIES

- Surface Transportation Block Grant Program (TAP)

### INFRASTRUCTURE CATEGORY

#### **WATER INFRASTRUCTURE AND MANAGEMENT**

##### DESCRIPTION

Improving wastewater management, dam safety, and drinking water quality

##### DISCRETIONARY OPPORTUNITIES

- National Dam Safety Program
- Rehabilitation of High Hazard Dams
- Flood Mitigation Assistance Grants

##### FORMULA OPPORTUNITIES

- Clean Water State Revolving Fund
- Clean Water State Revolving Fund – Emerging Contaminants
- Drinking Water State Revolving Fund
- Drinking Water State Revolving Fund - Emerging Contaminants (Including PFAs)
- Drinking Water State Revolving Fund Lead Service Lines Replacement
- Water Infrastructure Improvements for the Nation, Small and Underserved Communities Emerging Contaminants Program



## Preservation and Promotion of the Natural State

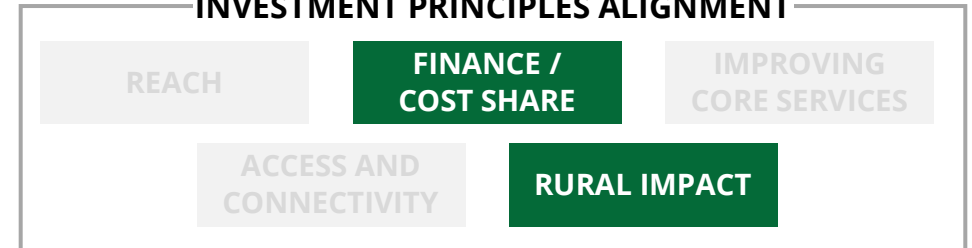
### RESOURCE CONSERVATION

#### America the Beautiful Challenge

**Potential Lead Agency:** AGFC

Program combines funding from multiple agencies into a one-stop-shop for easy access to federal conservation funding. Goals of the program include environmental and ecosystem conservation, and restoration efforts, improving ecosystem resilience, and expanding access to the outdoors.

#### INVESTMENT PRINCIPLES ALIGNMENT



*Funding Type*

*Total Funding Amount*

*Award Information*

*Match Requirement*

*Anticipated Application Timing*

**Discretionary**

**\$435M**

**\$200k-\$5M**

**0%-50%<sup>1</sup>**

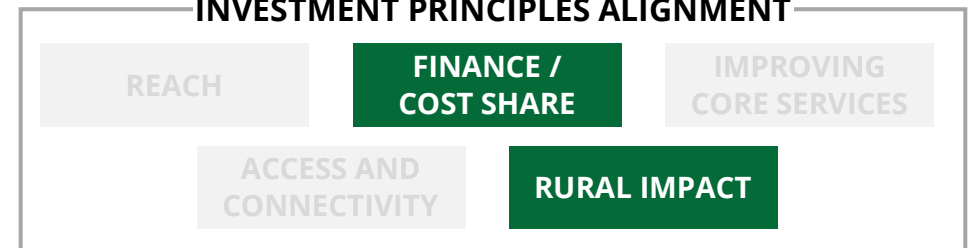
**Summer 2024**

#### Ecosystem - Fish Passage

**Potential Lead Agency:** AGFC

Funding direct technical and financial assistance to remove instream barriers and restore aquatic organism passage. In doing so, the program aims to maintain or increase fish populations and improve ecosystem resiliency.

#### INVESTMENT PRINCIPLES ALIGNMENT



*Funding Type*

*Total Funding Amount*

*Award Information*

*Match Requirement*

*Anticipated Application Timing*

**Discretionary**

**\$200M**

**\$100k - \$2M**

**0%<sup>2</sup>**

**Winter 2024**

1. 10% for DOI grants, 0% for DoD grants, 50% for NRCS grants, and 20% for USFS grants.

2. While there is no match requirement, the program seeks to maximize partner leverage by securing 50 percent of project costs from partners.



## RESOURCE CONSERVATION

### Promoting Resilient Operations for Transformative, Efficient, and Cost-Saving Transportation (PROTECT) – Discretionary

**Potential Lead Agency:** Transportation

Program intends to help make surface transportation more resilient to natural hazards, including flooding, extreme weather events, and other natural disasters through funding of planning activities, resilience improvements, community resilience and evacuation routes, and at-risk coastal infrastructure.

#### INVESTMENT PRINCIPLES ALIGNMENT

REACH

FINANCE /  
COST SHARE

IMPROVING  
CORE SERVICES

ACCESS AND  
CONNECTIVITY

RURAL IMPACT

<i>Funding Type</i>	<i>Total Funding Amount</i>	<i>Award Information</i>	<i>Match Requirement</i>	<i>Anticipated Application Timing</i>
<b>Discretionary</b>	<b>\$1.4B</b>	<b>\$100k</b> min.	<b>20%<sup>1</sup></b>	<b>Summer 2024</b>

1. 0% for Planning Grants.



## Preservation and Promotion of the Natural State

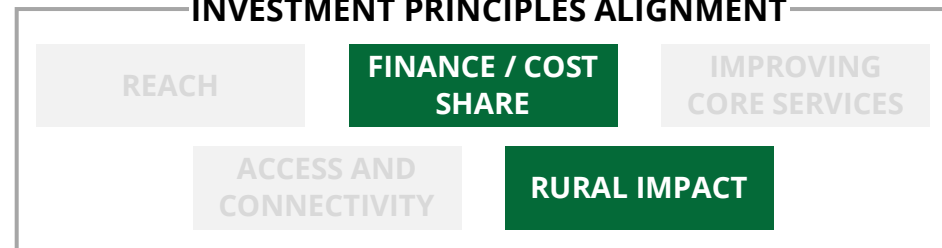
### POLLUTION PREVENTION AND CLEANUP

#### Abandoned Mine Reclamation Fund

**Potential Lead Agency:** Energy & Environment

Provides funding to eligible states for the clean up of abandoned coal mine sites and related problems that pose a threat to public health and safety. Eligible activities include restoring land and water resources degraded by the effects of past coal mining and addressing emergency projects.

#### INVESTMENT PRINCIPLES ALIGNMENT



*Funding Type*

*Total Funding Amount*

*Award Information*

*Match Requirement*

*Anticipated Application Timing*

**Discretionary**

**\$11.3B**

**\$20M** min.

**0%**

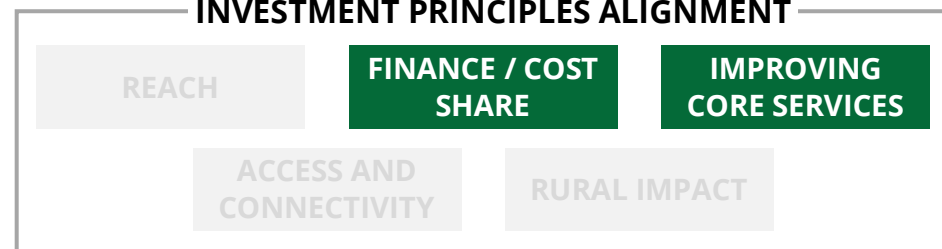
**Spring 2024**

#### Brownfields Assessment Grants

**Potential Lead Agency:** Energy & Environment

Provides funding to states to inventory, characterize, assess, conduct a range of planning activities, develop site-specific cleanup plans, and conduct community engagement related to brownfield sites. Assessment grants may not be used to conduct cleanup activities.

#### INVESTMENT PRINCIPLES ALIGNMENT



*Funding Type*

*Total Funding Amount*

*Award Information*

*Match Requirement*

*Anticipated Application Timing*

**Discretionary**

**\$175M<sup>1</sup>**

**\$1M-\$2M**

**0%**

**Fall 2023**

1. Assuming FY22 funding remains consistent through FY26.



## Preservation and Promotion of the Natural State

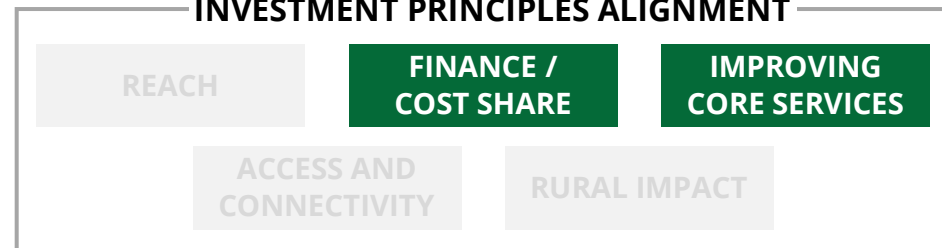
### POLLUTION PREVENTION AND CLEANUP

#### Brownfields Cleanup Grants

**Potential Lead Agency:** Energy & Environment

Provides funding for states and other eligible entities to carry out cleanup activities at brownfield sites. An applicant should own the site for which it is requesting funding and may only submit one cleanup application per cycle. Funding can be requested for multiple sites

#### INVESTMENT PRINCIPLES ALIGNMENT



*Funding Type*

*Total Funding Amount*

*Award Information*

*Match Requirement*

*Anticipated Application Timing*

**Discretionary**

**\$300M<sup>1</sup>**

**\$500k-\$2M**

**0%**

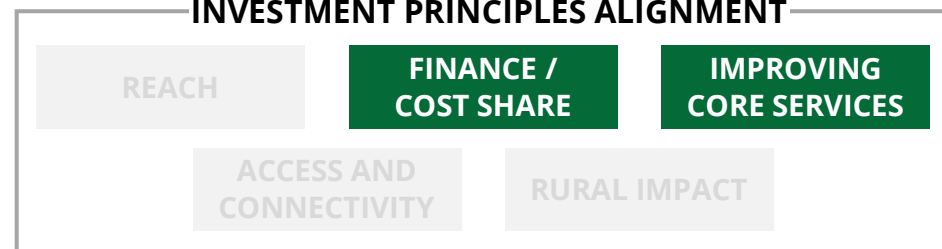
**Fall 2023**

#### Brownfields Multipurpose Grants

**Potential Lead Agency:** Energy & Environment

Provides funding to communities that have identified, through community engagement efforts, a discrete area with one or more brownfield sites. Funding can be used to carry out a range of eligible assessment and cleanup activities, including planning and additional community engagement activities.

#### INVESTMENT PRINCIPLES ALIGNMENT



*Funding Type*

*Total Funding Amount*

*Award Information*

*Match Requirement*

*Anticipated Application Timing*

**Discretionary**

**\$70M<sup>1</sup>**

**\$1M max.**

**0%**

**Fall 2023**

1. Assuming FY22 funding remains consistent through FY26.



## Preservation and Promotion of the Natural State

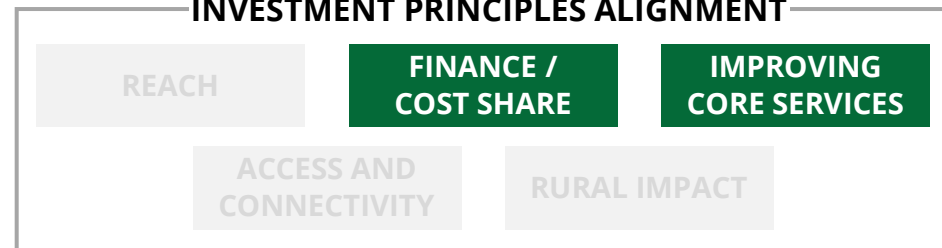
### POLLUTION PREVENTION AND CLEANUP

#### Brownfields Revolving Loan Fund (RLF) Grants

**Potential Lead Agency:** Energy & Environment

Provides funding for a grant recipient to capitalize a revolving loan fund and provide loans and subgrants to carry out cleanup activities at brownfield sites. As loans are repaid, the loan amount is returned to the fund and can be re-lent to other borrowers.

#### INVESTMENT PRINCIPLES ALIGNMENT



*Funding Type*

*Total Funding Amount*

*Award Information*

*Match Requirement*

*Anticipated Application Timing*

**Discretionary**

**\$50M<sup>1</sup>**

**\$800k-\$1M**

**0%**

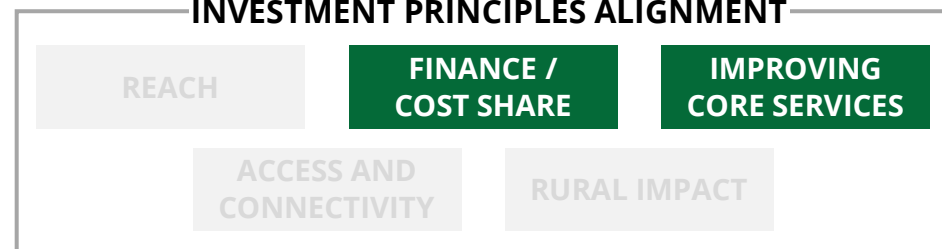
**Fall 2023<sup>2</sup>**

#### Brownfields State and Tribal Response Programs

**Potential Lead Agency:** Energy & Environment

Provides funding to states and tribes for their environmental response programs. Funds can be used to prevent, assess, safely clean up and reuse brownfields sites, and develop regulations and procedures to establish or enhance response programs.

#### INVESTMENT PRINCIPLES ALIGNMENT



*Funding Type*

*Total Funding Amount*

*Award Information*

*Match Requirement*

*Anticipated Application Timing*

**Discretionary**

**\$300M<sup>1</sup>**

**\$1.8M max.**

**0%**

**Fall 2023**

1. Assuming FY22 funding remains consistent through FY26.

2. EPA will not run an RLF Grant competition in FY24, but RLF recipients who have an open RLF cooperative agreement and meet other eligibility criteria will have an opportunity to request FY24 Supplemental Funding.





## Preservation and Promotion of the Natural State

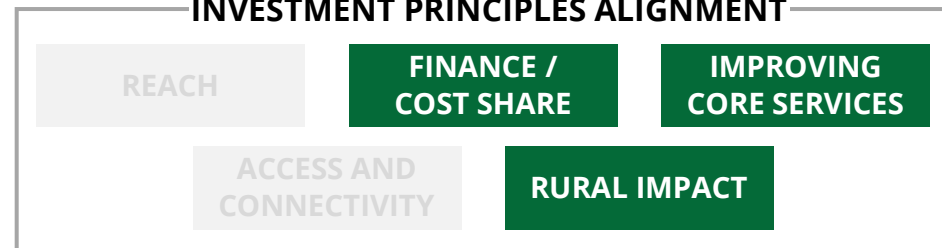
### POLLUTION PREVENTION AND CLEANUP

#### Orphaned Well Site Plugging, Remediation, and Restoration

**Potential Lead Agency:** Energy & Environment

Formula funding to address unplugged and abandoned wells. Eligible activities include well-plugging, surface remediation, removal of surface equipment, restoration of native species habitat, and other environmental remediation and restoration activities.

#### INVESTMENT PRINCIPLES ALIGNMENT



*Funding Type*

*Total Funding Amount*

*Award Information*

*Match Requirement*

*Anticipated Application Timing*

**Discretionary**

**\$4.7B**

**\$10M<sup>1</sup>**

**0%**

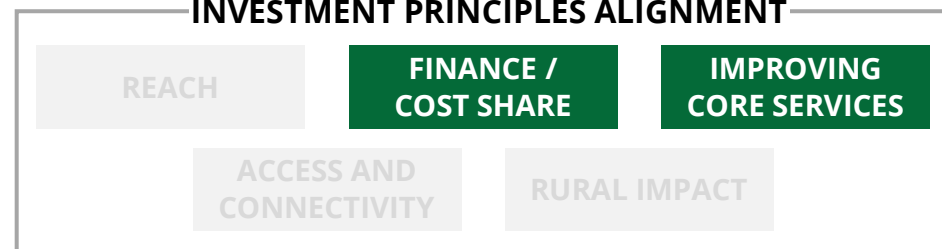
**Winter 2024<sup>2</sup>**

#### Pollution Prevention Grants

**Potential Lead Agency:** Energy & Environment

Provides technical assistance to businesses on pollution prevention (P2) and source reduction to improve human health and the environment in disadvantaged communities.

#### INVESTMENT PRINCIPLES ALIGNMENT



*Funding Type*

*Total Funding Amount*

*Award Information*

*Match Requirement*

*Anticipated Application Timing*

**Discretionary**

**\$100M**

**\$100k-\$1.2M**

**0%**

**Spring 2024**

1. Based on Initial Grant Award and Formula Grant Estimation.

2. Based on the Formula Grants Timeline.



## Preservation and Promotion of the Natural State

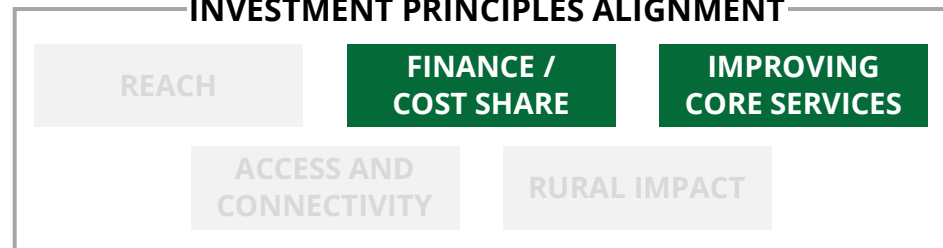
### POLLUTION PREVENTION AND CLEANUP

#### Reduce, Reuse, Recycling Education and Outreach Grants

**Potential Lead Agency:** Energy & Environment

Provides funds for states and local governments to improve the effectiveness of residential and community recycling programs through public education and outreach.

#### INVESTMENT PRINCIPLES ALIGNMENT



*Funding Type*

*Total Funding Amount*

*Award Information*

*Match Requirement*

*Anticipated Application Timing*

**Discretionary**

**\$75M**

**\$250k-\$2M<sup>1</sup>**

**0%**

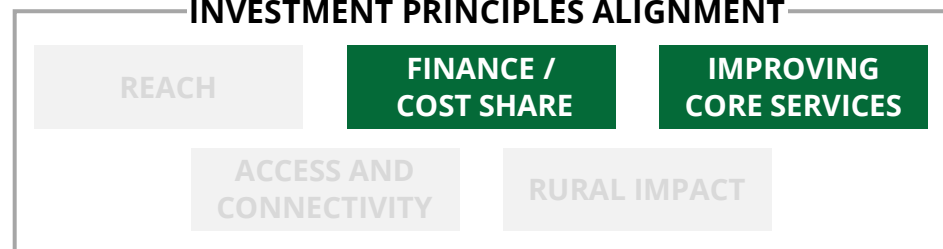
**Winter 2024**

#### Solid Waste Infrastructure for Recycling Grants

**Potential Lead Agency:** Energy & Environment

Provides funds to assist local waste management authorities by supporting improvements to local post-consumer materials management, including municipal recycling programs, and assisting local waste management authorities in making improvements to waste management systems.

#### INVESTMENT PRINCIPLES ALIGNMENT



*Funding Type*

*Total Funding Amount*

*Award Information*

*Match Requirement*

*Anticipated Application Timing*

**Discretionary**

**\$275M**

**\$1.5M-\$2.5M<sup>1</sup>**

**0%**

**Spring 2024**

1. Estimated based on latest NOFO.

2. Estimated 5-year award amount, assuming announced funding remains consistent through FY26.



## Preservation and Promotion of the Natural State

### POLLUTION PREVENTION AND CLEANUP

#### Technical Assistance to Brownfields Communities

**Potential Lead Agency:** Energy & Environment

Funding to provide technical assistance to assist communities facing brownfield challenges including assessing, cleaning up, and preparing brownfield sites for redevelopment, especially in rural communities.

#### INVESTMENT PRINCIPLES ALIGNMENT

REACH

FINANCE /  
COST SHARE

IMPROVING  
CORE SERVICES

ACCESS AND  
CONNECTIVITY

RURAL IMPACT

*Funding Type*

*Total Funding Amount*

*Award Information*

*Match Requirement*

*Anticipated Application Timing*

**Discretionary**

**\$265M<sup>1</sup>**

**\$5M** max.

**0%**

**Winter 2024**

1. Assuming announced funding remains consistent through FY26.



## Preservation and Promotion of the Natural State

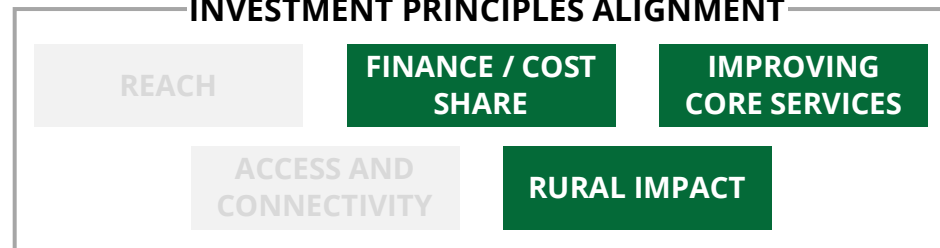
### WATER INFRASTRUCTURE AND MANAGEMENT

#### National Dam Safety Program

**Potential Lead Agency:** Agriculture

Discretionary funds are available for states to assist with the establishment and maintenance of effective dam safety programs. The program helps inform decision-making on where to invest limited resources to reduce risk to the public and property associated with dams.

#### INVESTMENT PRINCIPLES ALIGNMENT



*Funding Type*

*Total Funding Amount*

*Award Information*

*Match Requirement*

*Anticipated Application Timing*

**Discretionary**

**\$215M**

**\$125k<sup>1</sup>**

**0%**

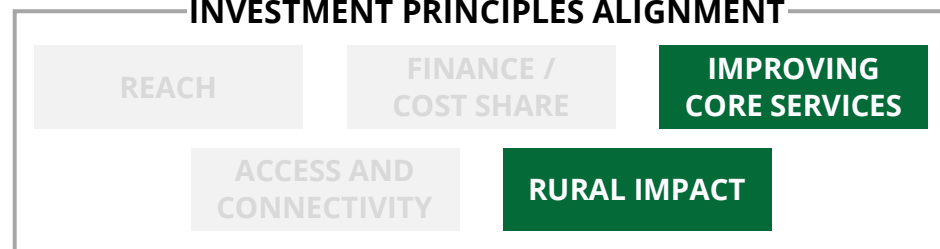
**Summer 2024**

#### Rehabilitation of High Hazard Potential Dams

**Potential Lead Agency:** Agriculture, AGFC

Provides funding for states to pass through to non-federal organizations for the rehabilitation of eligible high-hazard dams that fail to meet minimum dam safety standards.

#### INVESTMENT PRINCIPLES ALIGNMENT



*Funding Type*

*Total Funding Amount*

*Award Information*

*Match Requirement*

*Anticipated Application Timing*

**Discretionary**

**\$585M**

**\$2.75M max<sup>2</sup>**

**35%**

**Winter 2024**

1. Average award amount.



## Preservation and Promotion of the Natural State

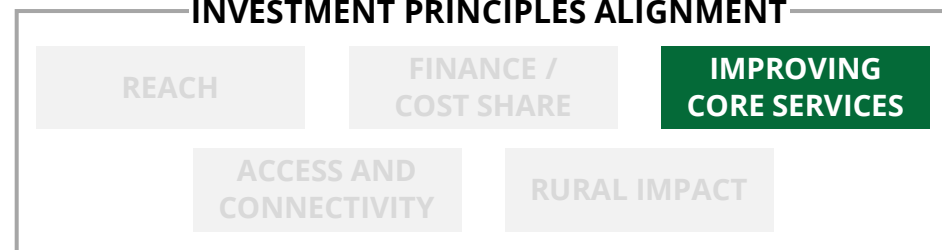
### WATER INFRASTRUCTURE AND MANAGEMENT

#### Flood Mitigation Assistance Grants

**Potential Lead Agency:** Agriculture, Public Safety

Discretionary program to develop community flood mitigation projects and/or individual flood mitigation projects that will subsequently reduce flood claims against the National Flood Insurance Program. Projects that address community flood risk for the purpose of reducing National Flood Insurance Program flood claim payments.

#### INVESTMENT PRINCIPLES ALIGNMENT



*Funding Type*

*Total Funding Amount*

*Award Information*

*Match Requirement*

*Anticipated Application Timing*

**Discretionary**

**\$3.5B**

**\$25k - \$50M**

**25%**

**Winter 2024**



## Preservation and Promotion of the Natural State

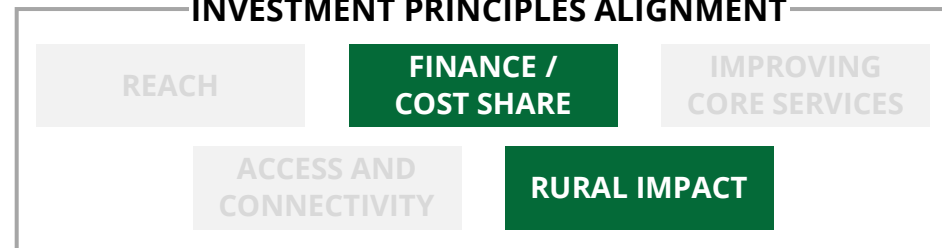
### RESOURCE CONSERVATION

#### Gulf Hypoxia

**Potential Lead Agency:** Agriculture

Funds provided to states and tribes for investment in water quality improvements and reduction of nutrient loads in The Mississippi River and The Gulf of Mexico to reduce the hypoxia zone in the northern Gulf.

#### INVESTMENT PRINCIPLES ALIGNMENT



*Funding Type*

*Total Funding Amount*

*Award Information*

*Match Requirement*

*Anticipated Application Timing*

**Formula**

**\$60M**

**\$4.2M<sup>1</sup>**

**0%**

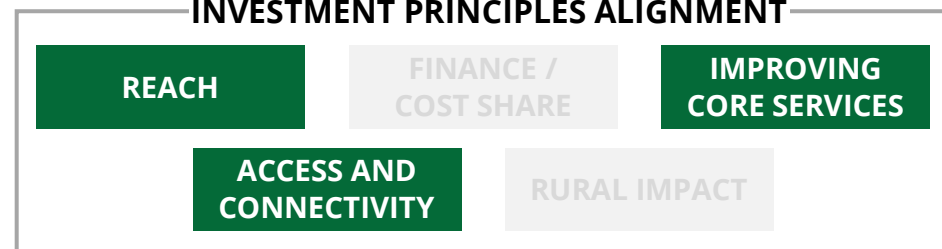
**N/A**

#### Promoting Resilient Operations for Transformative, Efficient, and Cost-Saving Transportation (PROTECT) – Formula

**Potential Lead Agency:** Transportation

Program intends to help make surface transportation more resilient to natural hazards, including flooding, extreme weather events, and other natural disasters through funding of planning activities, resilience improvements, community resilience and evacuation routes, and at-risk coastal infrastructure.

#### INVESTMENT PRINCIPLES ALIGNMENT



*Funding Type*

*Total Funding Amount*

*Award Information*

*Match Requirement*

*Anticipated Application Timing*

**Formula**

**\$7.3B**

**\$98.9M<sup>1</sup>**

**20%**

**N/A**

1. Estimated 5-year award amount, assuming announced funding remains consistent through FY26.



## Preservation and Promotion of the Natural State

### POLLUTION PREVENTION AND CLEANUP

#### Congestion Mitigation and Air Quality Improvement Program

**Potential Lead Agency:** Transportation

Provides flexible funding for states and local governments to help transportation projects and programs meet the requirements of the Clean Air Act. Funds are available to reduce congestions and improve air quality for areas that do not meet the National Ambient Air Quality Standards.

#### INVESTMENT PRINCIPLES ALIGNMENT

REACH

FINANCE /  
COST SHARE

IMPROVING  
CORE SERVICES

ACCESS AND  
CONNECTIVITY

RURAL IMPACT

*Funding Type*

*Total Funding Amount*

*Award Information*

*Match Requirement*

*Anticipated Application Timing*

**Formula**

**\$13.2B**

**\$69.8M**

**20%**

**N/A**



## Preservation and Promotion of the Natural State

### RECREATION INFRASTRUCTURE

#### Surface Transportation Block Grant Program (Transportation Alternatives Program and Recreational Trails Program Set-aside)

**Potential Lead Agency:** Transportation

Provides flexible funding to states for projects for a variety of smaller-scale transportation projects such as pedestrian and bicycle facilities, recreational trails, safe routes to schools and community improvements such as historic preservation and vegetation management.

#### INVESTMENT PRINCIPLES ALIGNMENT

REACH

FINANCE /  
COST SHARE

IMPROVING  
CORE SERVICES

ACCESS AND  
CONNECTIVITY

RURAL IMPACT

*Funding Type*

*Total Funding Amount*

*Award Information*

*Match Requirement*

*Anticipated Application Timing*

**Formula**

**\$7.2B<sup>1</sup>**

**\$97.6M<sup>2</sup>**

**20%**

**N/A**

1. Represents 10% required set-aside from Surface Transportation Block Grant Program.
2. Assuming FY23 funding remains consistent through FY26.





## Preservation and Promotion of the Natural State

### WATER INFRASTRUCTURE AND MANAGEMENT

#### Clean Water State Revolving Fund

**Potential Lead Agency:** Agriculture

Provides funding for a wide variety of water quality protection efforts allowing states to target specific water quality priorities.

#### INVESTMENT PRINCIPLES ALIGNMENT

REACH

FINANCE /  
COST SHARE

IMPROVING  
CORE SERVICES

ACCESS AND  
CONNECTIVITY

RURAL IMPACT

*Funding Type*

*Total Funding Amount*

*Award Information*

*Match Requirement*

*Anticipated Application Timing*

**Formula**

**\$11.7B**

**\$66.7M<sup>1</sup>**

**10%<sup>2</sup>**

**N/A**

#### Clean Water State Revolving Fund – Emerging Contaminants

**Potential Lead Agency:** Agriculture

Provides funds to states to craft assistance agreements (loans or grants) that contain activities to reduce emerging contaminants from water sources.

#### INVESTMENT PRINCIPLES ALIGNMENT

REACH

FINANCE /  
COST SHARE

IMPROVING  
CORE SERVICES

ACCESS AND  
CONNECTIVITY

RURAL IMPACT

*Funding Type*

*Total Funding Amount*

*Award Information*

*Match Requirement*

*Anticipated Application Timing*

**Formula**

**\$1B**

**\$6.2M<sup>1</sup>**

**0%**

**N/A**

1. Estimated 5-year award amount, assuming announced funding remains consistent through FY26.

2. Match requirement for FY23. Match requirements returns to 20% for FY24.



## Preservation and Promotion of the Natural State

### WATER INFRASTRUCTURE AND MANAGEMENT

#### Drinking Water State Revolving Fund

**Potential Lead Agency:** Agriculture

Provides funds to states to provide loans for a wide range of drinking water projects including investments in treating facilities, transmission and distribution, source rehabilitation, storage, consolidation of systems, and creation of new systems.

#### INVESTMENT PRINCIPLES ALIGNMENT

REACH

FINANCE /  
COST SHARE

IMPROVING  
CORE SERVICES

ACCESS AND  
CONNECTIVITY

RURAL IMPACT

*Funding Type*

*Total Funding Amount*

*Award Information*

*Match Requirement*

*Anticipated Application Timing*

**Formula**

**\$11.7B**

**\$162.1M<sup>1</sup>**

**10%<sup>2</sup>**

**Summer 2023**

#### Drinking Water State Revolving Fund - Emerging Contaminants (Including PFAS)

**Potential Lead Agency:** Agriculture, Energy & Environment

Provides formula funding similar to the Drinking Water State Revolving Fund except for projects limited to addressing emerging contaminants in water sources. Eligible activities include addressing emerging contaminants in small or disadvantaged communities, technical assistance to evaluating contaminant problems, programs for household water-quality testing, and other activities that address contaminants in water sources.

#### INVESTMENT PRINCIPLES ALIGNMENT

REACH

FINANCE /  
COST SHARE

IMPROVING  
CORE SERVICES

ACCESS AND  
CONNECTIVITY

RURAL IMPACT

*Funding Type*

*Total Funding Amount*

*Award Information*

*Match Requirement*

*Anticipated Application Timing*

**Formula**

**\$4B**

**\$48M<sup>1</sup>**

**0%**

**Summer 2023**

1. Estimated 5-year award amount, assuming announced funding remains consistent through FY26.

2. Match requirement for FY23. Match requirements returns to 20% for FY24.



## Preservation and Promotion of the Natural State

### WATER INFRASTRUCTURE AND MANAGEMENT

#### Drinking Water State Revolving Fund Lead Service Lines Replacement

**Potential Lead Agency:** Agriculture

Provides formula funding to states similar to the Drinking Water State Revolving Fund except for those projects limited to replacing lead service lines.

#### INVESTMENT PRINCIPLES ALIGNMENT

REACH

FINANCE /  
COST SHARE

IMPROVING  
CORE SERVICES

ACCESS AND  
CONNECTIVITY

RURAL IMPACT

*Funding Type*

*Total Funding Amount*

*Award Information*

*Match Requirement*

*Anticipated Application Timing*

**Formula**

**\$15B**

**\$223.8M<sup>1</sup>**

**0%**

**Summer 2023**

#### Water Infrastructure Improvements for the Nation, Small and Underserved Communities Emerging Contaminants Grant Program

**Potential Lead Agency:** Agriculture

Formula funding available to states to improve drinking water resources for small and disadvantaged communities. Funds are meant to help public water systems in these communities meet and comply with Safe Drinking Water Act (SDWA) requirements.

#### INVESTMENT PRINCIPLES ALIGNMENT

REACH

FINANCE /  
COST SHARE

IMPROVING  
CORE SERVICES

ACCESS AND  
CONNECTIVITY

RURAL IMPACT

*Funding Type*

*Total Funding Amount*

*Award Information*

*Match Requirement*

*Anticipated Application Timing*

**Formula**

**\$5B**

**\$64.6M<sup>1</sup>**

**0%**

**N/A**

1. Estimated 5-year award amount, assuming announced funding remains consistent through FY26.

# Creating a Portfolio of Reliable, Efficient, and Secure Energy Options





# Creating a Portfolio of Reliable, Efficient, and Secure Energy Options

## List of Identified Programs

### INFRASTRUCTURE CATEGORY

#### DIVERSIFIED ENERGY AND POWER

Improving energy efficient infrastructure, advancing clean hydrogen production, and enhancing grid resiliency and reliability

#### DISCRETIONARY OPPORTUNITIES

- Energy Efficiency and Conservation Block Grant Program
- Regional Clean Hydrogen Hubs
- Energy Efficiency Revolving Loan Fund Capitalization Grant Program
- Program Upgrading our Electric Grid and Ensuring Reliability and Resiliency
- Earth Mapping Resources Initiative
- Prevention Outages and Enhancing the Resilience of the Electric Grid

#### FORMULA OPPORTUNITIES

- Low Income Home Energy Assistance Program
- State Energy Program
- Weatherization Assistance Program

### INFRASTRUCTURE CATEGORY

#### ELECTRIC VEHICLES, BUSES, AND FERRIES

#### DESCRIPTION

Expanding battery manufacturing, processing, and recycling, deploying electric vehicle charging infrastructure, and increasing low or no emission vehicle fleets

#### DISCRETIONARY OPPORTUNITIES

- Charging and Fueling Infrastructure Grants (Community Charging)
- Charging and Fueling Infrastructure Grants (Corridor Charging)
- Clean School Bus Program
- Low or No Emission (Bus) Grants
- Battery Manufacturing and Recycling Grants
- Battery Materials Processing Grants

#### FORMULA OPPORTUNITIES

- National Electric Vehicle Infrastructure Formula Program

### INFRASTRUCTURE CATEGORY

#### REDUCING EMISSIONS

#### DESCRIPTION

Implementing carbon procurement, transportation, and storage programs

#### FORMULA OPPORTUNITIES

- Carbon Reduction Program



## Creating a Portfolio of Reliable, Efficient, and Secure Energy Options

### DIVERSIFIED ENERGY AND POWER

#### Energy Efficiency and Conservation Block Grant Program

**Potential Lead Agency:** Energy & Environment

Funding for an energy efficiency and conservation strategy to conduct residential and commercial building energy audits, establish financial incentive programs for energy efficiency improvements, and develop and implement programs to conserve energy used in transportation.

#### INVESTMENT PRINCIPLES ALIGNMENT

REACH

FINANCE /  
COST SHARE

IMPROVING  
CORE SERVICES

ACCESS AND  
CONNECTIVITY

RURAL IMPACT

*Funding Type*

*Total Funding Amount*

*Award Information*

*Match Requirement*

*Anticipated Application Timing*

**Discretionary**

**\$550M**

**\$2M**

**0%**

**Summer 2024**

#### Regional Clean Hydrogen Hubs

**Potential Lead Agency:** Commerce, Energy & Environment

Discretionary program that will develop six to ten regional hydrogen hubs that demonstrate the production, processing, delivery, storage, and end-use of, clean hydrogen through regional clean hydrogen hubs, which are networks of clean hydrogen producers, potential clean hydrogen consumers, and connective infrastructure located in close proximity.

#### INVESTMENT PRINCIPLES ALIGNMENT

REACH

FINANCE /  
COST SHARE

IMPROVING  
CORE SERVICES

ACCESS AND  
CONNECTIVITY

RURAL IMPACT

*Funding Type*

*Total Funding Amount*

*Award Information*

*Match Requirement*

*Anticipated Application Timing*

**Discretionary**

**\$8B**

**\$400M min.  
\$1.25B max.**

**50%**

**Spring 2023**



## Creating a Portfolio of Reliable, Efficient, and Secure Energy Options

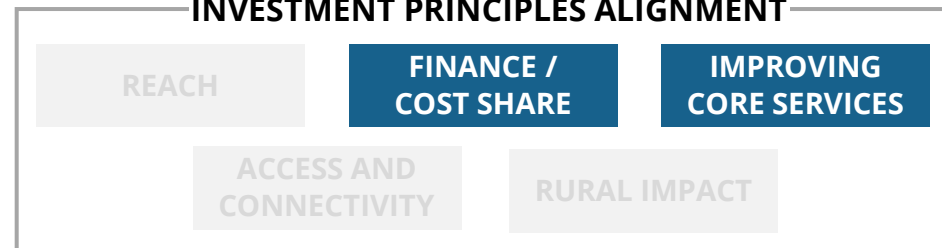
### DIVERSIFIED ENERGY AND POWER

#### Energy Efficiency Revolving Loan Fund Capitalization Grant

**Potential Lead Agency:** Energy & Environment

Formula funding to provide capitalization grants to states to establish a revolving loan fund under which the state shall provide loans and grants for energy efficiency audits, upgrades, and retrofits to increase energy efficiency and improve the comfort of buildings.

#### INVESTMENT PRINCIPLES ALIGNMENT



*Funding Type*

*Total Funding Amount*

*Award Information*

*Match Requirement*

*Anticipated Application Timing*

**Discretionary**

**\$250M**

**\$6.4M**

**0%**

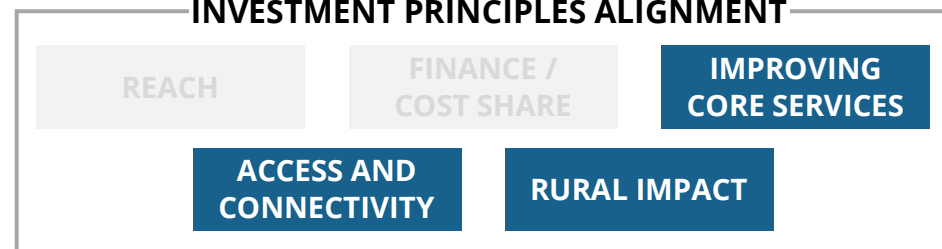
**Spring 2023**

#### Program Upgrading Our Electric Grid and Ensuring Reliability and Resiliency

**Potential Lead Agency:** Finance and Administration

Discretionary program designed to demonstrate innovative approaches to transmission, storage, and distribution infrastructure to harden and enhance resilience and reliability. Additionally, this program demonstrates a new approaches to enhance regional grid resilience, implemented through states by public and rural electric cooperative entities on a cost-shared basis.

#### INVESTMENT PRINCIPLES ALIGNMENT



*Funding Type*

*Total Funding Amount*

*Award Information*

*Match Requirement*

*Anticipated Application Timing*

**Discretionary**

**\$5B**

**\$250M max.**

**50%**

**Fall 2023**



## Creating a Portfolio of Reliable, Efficient, and Secure Energy Options

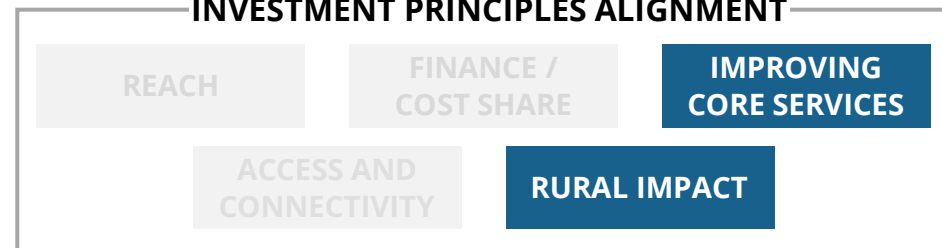
### DIVERSIFIED ENERGY AND POWER

#### Earth Mapping Resources Initiative

**Potential Lead Agency:** Energy & Environment

Funding for competitive grants to modernize surface and subsurface geological mapping with a focus on areas which may contain mineral resources. Priorities of the initiative include building a national mine waste inventory, evaluating nonfuel mine waste sites that may contain critical mineral resources, and participating in an annual Earth Mapping Resources Initiative workshop.

#### INVESTMENT PRINCIPLES ALIGNMENT



*Funding Type*

*Total Funding Amount*

*Award Information*

*Match Requirement*

*Anticipated Application Timing*

**Discretionary**

**\$320M**

**\$2k-304k<sup>1</sup>**

**0%**

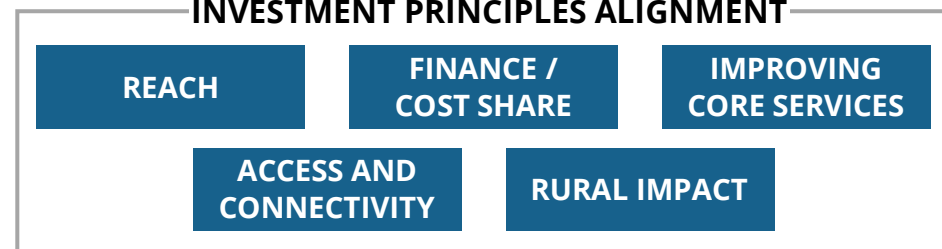
**Spring 2024**

#### Preventing Outages and Enhancing the Resilience of the Electric Grid

**Potential Lead Agency:** Finance and Administration

Funding that establishes a grant program to fund activities that reduce the likelihood and consequence of impacts to the electric grid due extreme weather, wildfire, and natural disasters. Financial assistance will increase the approach to transmission, storage, and distribution of infrastructure to harden resilience and reliability and to demonstrate new approaches to enhance regional grid resilience.

#### INVESTMENT PRINCIPLES ALIGNMENT



*Funding Type*

*Total Funding Amount*

*Award Information*

*Match Requirement*

*Anticipated Application Timing*

**Discretionary**

**\$5B**

**\$25.6M<sup>2</sup>**

**15%**

**Spring 2024**

1. Estimated based on latest NOFO.
2. 5-year estimate based on FY22 award.





## Creating a Portfolio of Reliable, Efficient, and Secure Energy Options

### ELECTRIC VEHICLES, BUSES, AND FERRIES

#### Charging and Fueling Infrastructure Grants (Community)

**Potential Lead Agency:** Energy & Environment

Discretionary program that will strategically deploy publicly accessible electric vehicle charging and alternative fueling infrastructure in the places people live and work – urban and rural areas alike – on public roads, schools, parks, and in publicly accessible parking facilities.

#### INVESTMENT PRINCIPLES ALIGNMENT

REACH

FINANCE /  
COST SHARE

IMPROVING  
CORE SERVICES

ACCESS AND  
CONNECTIVITY

RURAL IMPACT

*Funding Type*

*Total Funding Amount*

*Award Information*

*Match Requirement*

*Anticipated Application Timing*

**Discretionary**

**\$1.25B**

**\$500K min.  
\$15M max.**

**20%**

**Spring 2024**

#### Charging and Fueling Infrastructure Grants (Corridor)

**Potential Lead Agency:** Energy & Environment

Discretionary program that will strategically deploy publicly accessible electric vehicle charging and alternative fueling infrastructure in the places people live and work – urban and rural areas alike – alongside designated alternative fuel corridors.

#### INVESTMENT PRINCIPLES ALIGNMENT

REACH

FINANCE /  
COST SHARE

IMPROVING  
CORE SERVICES

ACCESS AND  
CONNECTIVITY

RURAL IMPACT

*Funding Type*

*Total Funding Amount*

*Award Information*

*Match Requirement*

*Anticipated Application Timing*

**Discretionary**

**\$1.25B**

**\$1M min.**

**20%**

**Spring 2024**



## Creating a Portfolio of Reliable, Efficient, and Secure Energy Options

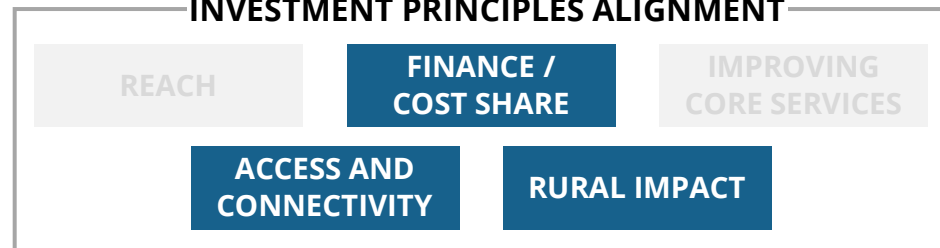
### ELECTRIC VEHICLES, BUSES, AND FERRIES

#### Clean School Bus Program

**Potential Lead Agency:** Education, Energy & Environment

Discretionary program that will replace existing school buses with zero-emission and low-emission models. Eligible activities include the replacement of existing internal-combustion engine (ICE) school buses with electric, propane, or compressed natural gas (CNG) school buses, as well as the purchase of electric vehicle supply equipment (EVSE) infrastructure and EVSE installations.

#### INVESTMENT PRINCIPLES ALIGNMENT



*Funding Type*

*Total Funding Amount*

*Award Information*

*Match Requirement*

*Anticipated Application Timing*

**Discretionary**

**\$5B**

**\$12M<sup>1</sup>**

**0%**

**Summer 2024**

#### Low or No Emission (Bus) Grants

**Potential Lead Agency:** Energy & Environment, Corrections

Discretionary program that will fund state and local efforts to modernize aging transit fleets with low- and no-emission buses, renovate and construct bus facilities, and provide workforce development. Additionally, it will help transit agencies buy or lease U.S.-built zero-emission and low-emission transit buses along with charging equipment and supporting facilities.

#### INVESTMENT PRINCIPLES ALIGNMENT



*Funding Type*

*Total Funding Amount*

*Award Information*

*Match Requirement*

*Anticipated Application Timing*

**Discretionary**

**\$5.6B**

**\$11.1M<sup>1</sup>**

**15%**

**Spring 2024**

1. Estimated based on previous awards.



## Creating a Portfolio of Reliable, Efficient, and Secure Energy Options

### ELECTRIC VEHICLES, BUSES, AND FERRIES

#### Battery Manufacturing and Recycling Grants

**Potential Lead Agency:** Commerce, Energy & Environment

Discretionary program that is designed to provide grants to fund a viable domestic manufacturing and recycling capability for a North American battery supply chain. Eligible uses are demonstration projects, construction of commercial-scale facilities, and retrofitting of existing facilities for battery component manufacturing, advanced battery manufacturing, and recycling.

#### INVESTMENT PRINCIPLES ALIGNMENT

REACH

FINANCE /  
COST SHARE

IMPROVING  
CORE SERVICES

ACCESS AND  
CONNECTIVITY

RURAL IMPACT

*Funding Type*

*Total Funding Amount*

*Award Information*

*Match Requirement*

*Anticipated Application Timing*

**Discretionary**

**\$3B**

**\$50M min.  
\$300M max.**

**50%**

**Summer 2024**

#### Battery Materials Processing Grants

**Potential Lead Agency:** Commerce, Energy & Environment

Discretionary program that is designed to provide grants for battery materials processing for a viable battery materials processing industry. Funds can be used to expand our domestic capabilities in battery manufacturing and enhance processing capacity within demonstration projects, construction of commercial-scale facilities, and retrofit or retooling of existing battery material processing facilities.

#### INVESTMENT PRINCIPLES ALIGNMENT

REACH

FINANCE /  
COST SHARE

IMPROVING  
CORE SERVICES

ACCESS AND  
CONNECTIVITY

RURAL IMPACT

*Funding Type*

*Total Funding Amount*

*Award Information*

*Match Requirement*

*Anticipated Application Timing*

**Discretionary**

**\$3B**

**\$50M min.  
\$400M max.**

**50%**

**Summer 2024**



## Creating a Portfolio of Reliable, Efficient, and Secure Energy Options

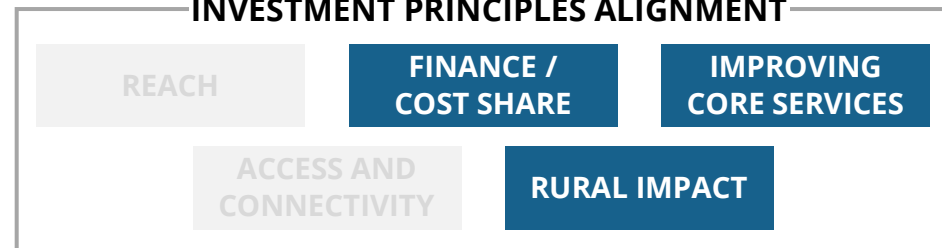
### DIVERSIFIED ENERGY AND POWER

#### Low Income Home Energy Assistance Program

**Potential Lead Agency:** Energy & Environment

Formula funding that helps families living on low incomes pay their heating bills in the form of a cash grant. Households in immediate danger of being without heat can also qualify for crisis grants. The cash grant is a one-time payment sent directly to the utility company/fuel provider to be credited on your bill. These grants range from \$300 to \$1,000 based on household size, income, and fuel type.

#### INVESTMENT PRINCIPLES ALIGNMENT



*Funding Type*

*Total Funding Amount*

*Award Information*

*Match Requirement*

*Anticipated Application Timing*

**Formula**

**\$500M**

**\$4.1M<sup>1</sup>**

**0%**

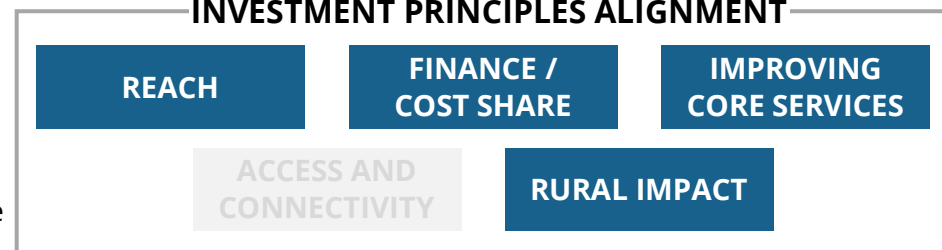
**N/A**

#### State Energy Program

**Potential Lead Agency:** Energy & Environment

Funding to enhance energy security, advance state-led energy initiatives, and increase energy affordability. This program aims to increase the energy efficiency, implement energy security, resiliency, and emergency preparedness plans, reduce energy costs and waste, increase investments to expand the use of abundant energy resources, and promote economic growth with improved environmental quality.

#### INVESTMENT PRINCIPLES ALIGNMENT



*Funding Type*

*Total Funding Amount*

*Award Information*

*Match Requirement*

*Anticipated Application Timing*

**Formula**

**\$500M**

**\$3.7M<sup>1</sup>**

**0%**

**N/A**

1. Estimated 5-year award amount, assuming announced funding remains consistent through FY26.



## Creating a Portfolio of Reliable, Efficient, and Secure Energy Options

### DIVERSIFIED ENERGY AND POWER

#### Weatherization Assistance Program

**Potential Lead Agency:** Energy & Environment

Formula funding that reduces energy costs for low-income households by increasing the energy efficiency of their homes, while upholding their health and safety. The objective is to lower energy bills while expanding cost-effective energy choices for American communities through housing improvements and upgrades.

#### INVESTMENT PRINCIPLES ALIGNMENT

REACH

FINANCE /  
COST SHARE

IMPROVING  
CORE SERVICES

ACCESS AND  
CONNECTIVITY

RURAL IMPACT

*Funding Type*

*Total Funding Amount*

*Award Information*

*Match Requirement*

*Anticipated Application Timing*

**Formula**

**\$3.5B**

**\$32.9M<sup>1</sup>**

**0%**

**N/A**

1. Estimated 5-year award amount.



## Creating a Portfolio of Reliable, Efficient, and Secure Energy Options

### ELECTRIC VEHICLES, BUSES, AND FERRIES

#### National Electric Vehicle Infrastructure Formula Program

**Potential Lead Agency:** Transportation, Energy & Environment

Formula funding to provide states to strategically deploy electric vehicle (EV) charging infrastructure and to establish an interconnected network to facilitate data collection, access, and reliability. Eligible projects should be directly related to the charging of a vehicle and only for EV charging infrastructure that is open to the public or to authorized commercial motor vehicle operators from more than one company.

#### INVESTMENT PRINCIPLES ALIGNMENT

REACH

FINANCE /  
COST SHARE

IMPROVING  
CORE SERVICES

ACCESS AND  
CONNECTIVITY

RURAL IMPACT

*Funding Type*

*Total Funding Amount*

*Award Information*

*Match Requirement*

*Anticipated Application Timing*

**Formula**

**\$5B**

**\$54.1M<sup>1</sup>**

**20%**

**N/A**

1. Estimated 5-year award amount, assuming announced funding remains consistent through FY26.



# Creating a Portfolio of Reliable, Efficient, and Secure Energy Options

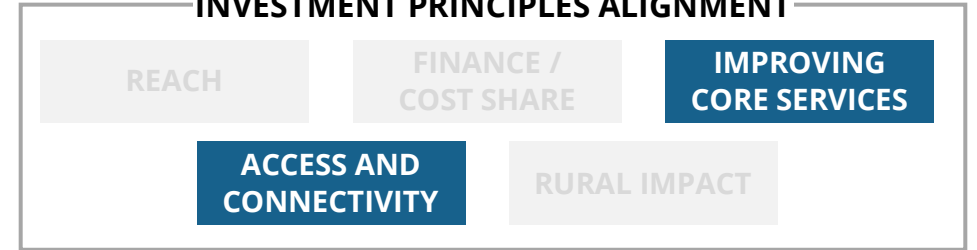
## REDUCING EMISSIONS

### Carbon Reduction Program

**Potential Lead Agency:** Transportation

Formula funding for projects designed to reduce transportation emissions, defined as carbon dioxide (CO<sub>2</sub>) emissions from on-road highway sources, including the construction, planning, and design of trail facilities for pedestrians, bicyclists, and other nonmotorized forms of transportation; public transportation projects; congestion management technologies; the deployment of alternative fuel infrastructure; and other emission reduction projects.

#### INVESTMENT PRINCIPLES ALIGNMENT



*Funding Type*

*Total Funding Amount*

*Award Information*

*Match Requirement*

*Anticipated Application Timing*

**Formula**

**\$6.4B**

**\$87M<sup>1</sup>**

**20%**

**N/A**

1. Estimated 5-year award amount, assuming announced funding remains consistent through FY26.

Appendix A:  
Funding Research





# Infrastructure Investment and Jobs Act (IIJA) Funding Summary

\$840B in funding is available for new and existing infrastructure grant programs and direct spending. Funding will flow to recipients through formula allocations and discretionary grants.

## INFRASTRUCTURE AND INVESTMENT JOBS ACT (IIJA)<sup>1</sup>

The Infrastructure Investment and Jobs Act (IIJA) was signed into law in November 2021, providing an unprecedented level of infrastructure funding to state and local governments. This funding invests in both new and existing federal programs.

**\$840 B** In Total Funding      **12** Investment Categories

**380** Funding Programs

**380** FUNDING PROGRAMS



### FORMULA

56 PROGRAMS

\$525B



### DISCRETIONARY

210 PROGRAMS

\$220B




### DIRECT SPENDING

112 PROGRAMS

\$95B

**Appendix B:  
Agency Interviews**



# Interview Insights and Priority Programs

The agency interviews provided insight into the interests of various stakeholders and what grants they were already pursuing.

## AGENCY

## INSIGHTS GAINED



### Agriculture

- Priorities for leveraging infrastructure funding include forestry, water, dam inspection, upgrading fleet vehicles, rural energy, and rural roads and bridges. Rural farmers and producers need access to broadband.
- Stormwater management is an issue. Flooding is a significant issue in rural areas, causing erosion issues on stream banks.
- Collaboration with state agencies, US Forest Service, USDA, USEPA, National Forest System, and locally with communities, municipal league, AAAC, water and wastewater, Arkansas Farm Bureau, conservation districts, USGS, and universities.



### Commerce

- The Department's priorities focus on broadband, workforce development, small businesses, and community development.
- Coordination with private employers and chief workforce officer important for workforce development activities.
- Need for infrastructure in potential industrial parks/commercial sites to facilitate business expansion.
- Support state's Chips Act opportunities a priority – involvement of private sector, academia and workforce development.



### Corrections

- Departmental facilities essentially operate like small cities, so infrastructure needs are vast.
- Workforce training and development and re-entry programming are top priorities where the department is partnering with the Department of Education.
- Broadband access, wastewater issues (Varner and Cummins), vehicles are specific needs. The farm has its own infrastructure needs, which can provide wider community benefits.



### Energy & Environment

- The Department is tracking and/or working with partners on several existing and new program opportunities available through infrastructure grants.
- **Identified Grant Programs:** NEVI | Air monitoring for PM2.5 | Abandoned and Orphan Well Plugging | Weatherization Assistance Program (WAP) | Energy Efficiency | Hydrogen Hub



### Game & Fish

- The Commission's goal is to promote conservation, recreation, and economic returns and reduce threats to natural resources. Would like to identify what's eligible for funding and what's executable, as well as understand the Governor's priorities to develop its own. The agency has interests in improving dams, water infrastructure, green tree reservoirs.
- Strong local and statewide partners including US Forest Service, National Park Service, the Nature Conservancy, ARDOT, Arkansas State police and county sheriff's offices plus county judges and public educators.



### Health

- The Department's key priorities are chronic disease, current and newly emerging diseases and laboratory. Some alignment to workforce training and development.
- Needs include more efficient data collection and health information infrastructure and facilitating communication and interaction across systems, as well as additional workforce development programs for healthcare workers in the state.
- The Department of Health maintains partnerships with local governments through which all staff of local health units are state employees and local governments provide local health facilities.

# Interview Insights and Priority Programs

The agency interviews provided insight into the interests of various stakeholders and what grants they were already pursuing.

## AGENCY

## INSIGHTS GAINED



Inspector  
General

- Fraud, waste, and abuse are top agency priorities.
- Standardization of grants compliance could be beneficial to the state. There has been overlap with challenges identified through Medicaid and other audit processes.
- Fair Housing Commission data could inform analysis of some infrastructure opportunities such as water, transit, broadband.



Military

- Some of the Department's priorities are readiness and recruiting, addressing aging facilities, cyber initiatives, and broadband expansion.
- The Department has experienced challenges in lining up state and federal timing for grants, in addition to high investment costs for potential projects and the lack of general revenue to use. They coordinate with ADEM and ASU.



Public Safety

- Top priorities are workforce facilities, recruiting/programs (such as for law enforcement positions and driving instructors), and fleet management/upgrades. Opportunity to undertake building a driving track and upgrading buildings and equipment related to wireless radio and highway patrol, as well as records digitization. The Department is limited with resource capacity to pursue grant funding opportunities outside of some existing programs.



Parks, Heritage  
and Tourism

- Department's priorities include a range of services like addressing aging infrastructure, water management, wastewater, and roads. Investment opportunities include improving aging roads, expanding roadways, energy alternatives, and trails.
- New bike park (Mena) as an example that could bring significant economic development to the state. Delta Heritage Trail entails ongoing need for infrastructure into towns throughout the delta. Investments in areas of high tourism volume will continue to be priorities, including Buffalo National River, where there are infrastructure and future access needs.



ARDOT

- The Department is focused mainly on Roads and Bridges as well as grant opportunities that align with the Statewide Transportation Improvement Program (STIP).
- The turnaround timeframe for discretionary applications can be quick and require outside support to develop a response
- Strong coordination with other state departments, i.e., AGFC, Commerce, E&E (for EVs), MPOs, local partners (to strengthen application) and the federal delegation.

**Identified Grant Programs:** MPDG, BIP, RAISE, Railroad Crossing Elimination, US 49 Application



TSS

- The Department aims to serve a more central role for state entities to manage and maintain a range of services. Creating an internal grants department and state fleet management are potential opportunities. Facility modernization is another opportunity for infrastructure investment.
- There is an opportunity to look at leveraging funding for upgrades regarding data centers, such as HVAC systems. Many state buildings could benefit from facility upgrades, so there is interest in how infrastructure funding could do this or support this.

# Interview Insights and Priority Programs

The agency interviews provided insight into the interests of various stakeholders and what grants they were already pursuing.

## AGENCY

## INSIGHTS GAINED



### Labor and Licensing

- Department has education and workforce goals for occupational license programming and for apprenticeship programs to bring jobs to southeast and southwest Arkansas. Secretary Bassett is part of the new workforce cabinet.
- Department has already drafted proposals related to electric vehicles and electrification opportunities.
- Coordinates with Commerce, 2- and 4-year colleges and K-12 organizations, and some private partnerships.



### Education

- Priority needs include talent acquisition, school safety, expanding current programming to provide more support for technical and trade school matriculation, expanding access to broadband/high speed internet for students at home and increasing access to transportation for students, especially in rural areas.
- Department collaborates with other state entities, including DHS, Workforce Services, Corrections, and Public Safety.



### Emergency Management

- Achieving discrete and measurable outcomes using multiple sources of funding like the Cyber Security, BRIC, and Hazard Mitigation Grants remains the departments top priority.
- Levees and water infrastructure also top of mind. Department is monitoring grid security and water protection grants.
- Coordination occurs with Homeland Security, with surrounding states, with state agencies, and at the local level.



### Veterans Affairs

- Three main priorities are Veterans' Homes, Veterans' Servicers and Veterans' Servicers. There are several current and anticipated needs where infrastructure investments could support service delivery, including planned construction of assisted living facilities.
- Department is well positioned to coordination with other state agencies and is familiar with VA grants, though could benefit from assistance responding to grant opportunities from other infrastructure programs.



### Chief Workforce Officer


- The Workforce Cabinet includes Commerce, Corrections, Education, Human Services, Labor and Licensing, and Veterans Affairs Departments. The goal of The Workforce Cabinet is for there to be one face, one plan, and one go-to-market strategy.
- Initiatives moving forward include one portal for workforce development and the creation of a roadmap to connect Arkansans into the workforce.



### Human Services

- Areas of focus include Medicaid, behavioral health continuum of care, prevention, and employee development. Other areas of focus include housing, childcare, transportation, access to food, and job training. The Department is involved in first-response situations, which can entail standing up staffing, transportation, emergency food, and other services.
- Agency infrastructure needs include vehicles and facility upgrades.
- Substantial grants management expertise and strong coordination with other state agencies.

# Appendix C: Priority Areas



# Priority for Arkansas - Identified Priority Areas

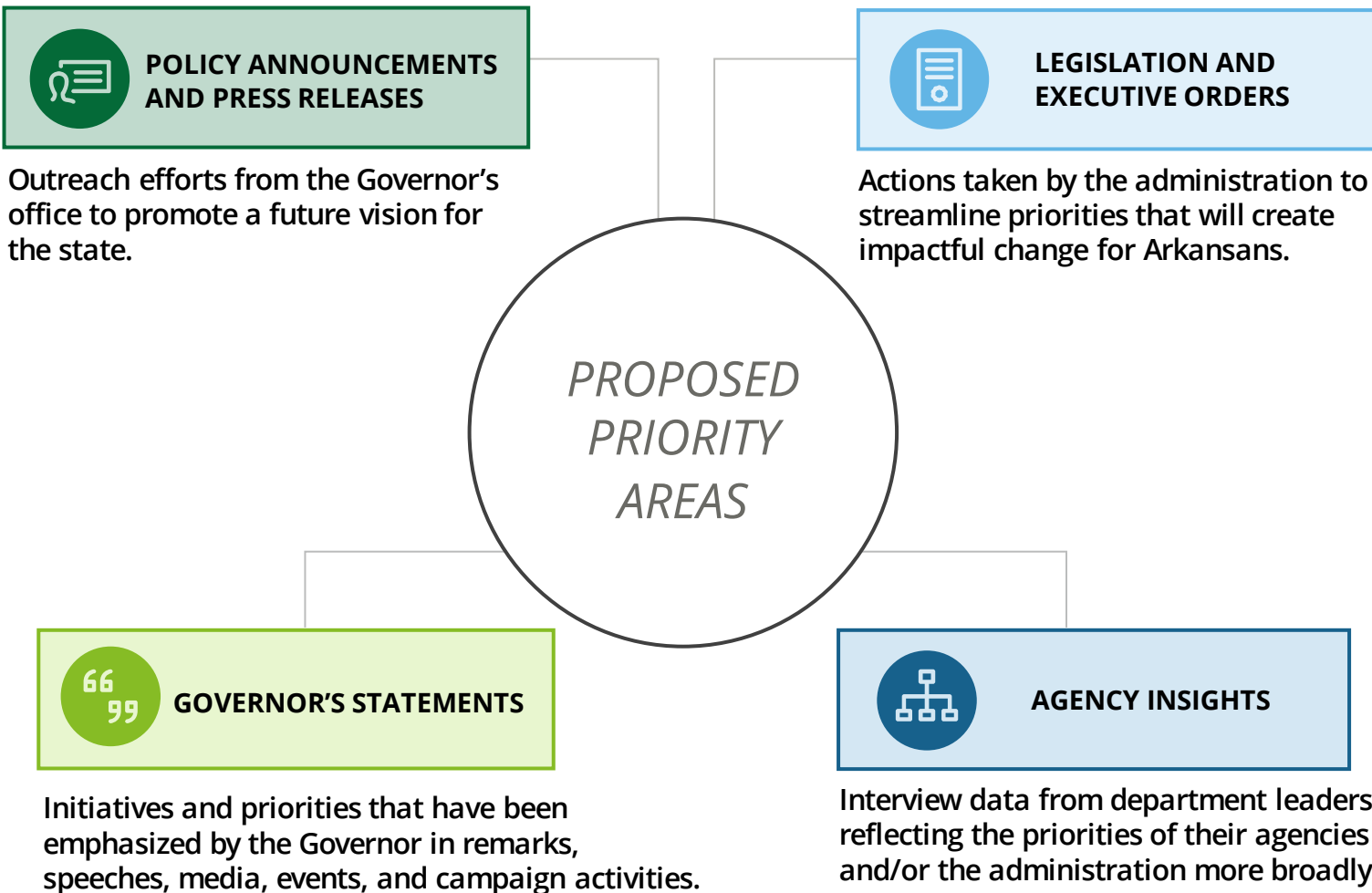
Research and interviews from the Governor's office and agency leaders helped identify proposed priority areas for the state.

## WHAT IS A PRIORITY AREA

Priority areas:

- Organize the infrastructure grant opportunities in a way that we can analyze tradeoffs, gaps, and coordination.
- Align the conversation about grant opportunities around areas of infrastructure investment and statewide objectives that can be discussed without in-depth knowledge of specific grant programs.

## HOW ARE PRIORITY AREAS IDENTIFIED



Appendix D:  
Investment  
Principles





# Identified Investment Principles

Over 40 members from the agencies listed below came together for a day long collaboration session to discuss how Arkansas should pursue infrastructure funding, including the discussion and ranking of investment principles.



Agriculture



Commerce



Corrections



Education



Energy &  
Environment



Finance &  
Administration



Game & Fish



Public Safety



Veterans  
Affairs



Transportation



Governor's  
Office



Health



Human Services



Inspector  
General



Labor &  
Licensing



Military



Parks, Heritage  
& Tourism



Transformation  
& Shared  
Services



Public  
Service  
Commission

## SELECT INVESTMENT PRINCIPLES – DEFINITION AND USE

### DEFINITION

- Organizing principles that help to determine which investment opportunities align with Arkansas' goals and priorities for infrastructure development.

### APPLICATION

- Assisting with prioritization across many alternative grant opportunities.
- Aiding the consistent evaluation of specific project opportunities that benefit the state.
- Informing the assessment and allocation of limited match funding resources.

### SOURCING

- Potential investment principles were sourced from agency interviews
- Agency representatives then discussed and proposed potential investment principles
- The list of identified principles was then discussed and ranked.

